



2003 Sun Devil Baseball

ASU Media Relations
(P) 480-965-6594
(F) 480-965-5408
Baseball Contact: Jeff Evans
E-Mail: Jeff.Evans@asu.edu
Website: www.TheSunDevils.com

2003 Record: 39-9, 7-5 Pac-10
2003 Home Record: 23-7
2003 Road/Neutral Record: 16-2
Final 2002 Record: 37-21, 15-9 Pac-10
ASU All-Time Record: 2,302-1,124-6
Head Coach: Pat Murphy (345-173-1)

Weekly Release #15 • Washington State at Arizona State • April 25-27, 2003

2003 Schedule and Results

(39-9, 7-5 Pac-10)

DATE	OPPONENT	RESULT/TIME
Jan. 16	Hawai'i-Hilo	W, 9-0
Jan. 17	Hawai'i-Hilo (DH)	W, 10-5; W, 14-2
Jan. 18	Hawai'i-Hilo	W, 18-3
Jan. 19	Hawai'i-Hilo (DH)	W, 16-0; W, 18-5
Jan. 24	San Diego State (#33) - (R)	W, 7-5
Jan. 25	San Diego State (#33) - (R)	W, 4-3
Jan. 26	San Diego State (#33) - (R)	W, 24-9
Jan. 31	at Long Beach State (#13)	L, 5-11
Feb. 1	at Long Beach State (#13)	W, 3-0
Feb. 2	at Long Beach State (#13)	W, 4-2
Feb. 6	BYU	W, 6-5
Feb. 7	BYU	W, 17-6
Feb. 8	BYU	W, 6-4
Feb. 14	Gonzaga^	W, 8-4
Feb. 15	Oklahoma State^	W, 7-3
Feb. 16	Oregon State^	W, 9-4
Feb. 17	Gonzaga	W, 17-5
Feb. 21	Dayton	W, 10-1
Feb. 22	Notre Dame (#11) - (AZ-TV)	W, 16-3
Feb. 23	Notre Dame (#11) - (R) (AZ-TV)	W, 14-8
Feb. 28	Penn State - (R)	W, 13-0
Mar. 1	Penn State	W, 12-1
Mar. 2	Penn State	W, 11-7
Mar. 6	Cal State Northridge#	W, 10-2
Mar. 7	Southern Utah#	W, 19-0
Mar. 8	Utah#	W, 6-4
Mar. 9	Cal State Northridge#	W, 12-2
Mar. 14	Oklahoma (#30) - (R)	L, 5-6
Mar. 15	Oklahoma (#30) - (R)	W, 10-3
Mar. 16	Oklahoma (#30) - (R)	W, 10-2
Mar. 18	Wichita State (#29) - (R)	W, 9-2
Mar. 19	Wichita State (#29) - (R)	L, 3-6
Mar. 22	Stanford* (#6) - (R) (AZ-TV)	W, 7-6 (11)
Mar. 23	Stanford* (#6) - (R) (AZ-TV)	L, 8-9 (10)
Mar. 24	Stanford* (#7) - (R)	L, 2-4
Mar. 28	at USC* - (R)	W, 11-4
Mar. 29	at USC* - (R)	L, 5-6
Mar. 30	at USC* - (R)	W, 7-5
Apr. 2	New Mexico - (R)	L, 7-11
Apr. 7	Grand Canyon - (R)	W, 10-2
Apr. 11	at California* - (R)	W, 11-3
Apr. 13	at California* - (R)	W, 6-0
Apr. 13	at California* - (R)	W, 10-1
Apr. 17	UCLA* - (R)	L, 8-9
Apr. 18	UCLA* - (R) (Fox)	L, 7-8 (13)
Apr. 19	UCLA* - (R) (AZ-TV)	W, 17-1
Apr. 25	Washington State* - (R) (AZ-TV)	7 p.m.
Apr. 26	Washington State* - (R) (AZ-TV)	7 p.m.
Apr. 27	Washington State* - (R)	12 p.m.
Apr. 30	at Oklahoma	7 p.m.
May 6	UC Irvine - (R)	7 p.m.
May 12	at Oregon State* - (R)	5 p.m.
May 13	at Oregon State* - (R)	4 p.m.
May 14	at Oregon State* - (R)	4 p.m.
May 17	at Washington* (#24) - (R)	1 p.m.
May 18	at Washington* (#24) - (R)	1 p.m.
May 19	at Washington* (#24) - (R)	6:30 p.m.
May 23	Arizona* (#21) - (R)	7 p.m.
May 24	Arizona* (#21) - (R)	7 p.m.
May 25	Arizona* (#21) - (R)	7 p.m.
M. 30-J. 1	NCAA Regionals	TBA
Jun. 6-8	NCAA Super Regionals	TBA
Jun. 13-23	College World Series	Omaha, Neb.

* Pacific-10 Conference game

^ Coca-Cola Spring Training Classic (Surprise, Ariz.)

Bob Schaefer Memorial Classic (Packard Stadium)

No. 5 Arizona State Continues Pac-10 Play At Packard Stadium With Three-Game Series Against Washington State

Games 49-51



Arizona State Sun Devils (39-9, 7-5)

#4 Sports Weekly/ESPN; #7 Collegiate Baseball; #11 Baseball America

vs. Washington State Cougars (13-26, 4-8)

Tempe, Ariz. • Packard Stadium (4,200) • Apr. 25-27, 2003

Home 31-33



PROBABLE PITCHERS

Apr. 25 vs. WSU, 7 p.m.

WSU - Aaron McKenzie, RHP (3-3, 5.34 ERA)
ASU - Beau Vaughan, RHP (6-3, 4.71 ERA)

Apr. 26 vs. WSU, 7 p.m.

WSU - Bryce Chamberlin, RHP (3-4, 6.83 ERA)
ASU - Erik Averill, LHP or Mark Sopko, RHP

Apr. 27 vs. WSU, 12 p.m.

WSU - Tony Banaszak, LHP (2-7, 4.41 ERA)
ASU - Ben Thurmond, RHP (4-0, 2.68 ERA)

ASU vs. WSU

All-Time Record vs. WSU: ASU leads 23-5

Last Time vs. WSU: 2-1 (Apr. 5-7, 2002)

..... WSU 7-4, ASU 13-7, 22-4

Series Notes: ASU 10-2 vs. WSU since 1999

.... WSU has taken series opener in last two meetings.

NATIONAL RANKINGS

Arizona State (39-9) is ranked in all three national polls and is the No. 5 team in the nation by *Sports Weekly/ESPN* and also ranked No. 11 by both *Baseball America* and No. 7 *Collegiate Baseball*. ASU has been in the national top 10 all season including spending two weeks at No. 1 (SW). The **Sun Devils** have now been ranked in the national polls for 71 consecutive polls.

MEDIA EXPOSURE

All three games vs. Washington State will be broadcast on the radio on NBC 1190 AM with Tim Healey and Bob Eger calling all the action from the Packard Stadium press box. All three games will also be carried over the world wide web on www.TheSunDevils.com. The statistical GameTracker will also be up and running for the three-game series vs. the Cougars. AZ-TV will also broadcast the first two games of the series with George Allen and Doug Gerlach handling the play-by-play duties. The games are carried locally on Cox Channel 13.

THE STORYLINE

Arizona State (39-9, 7-5) returns to the diamond this weekend with a three-game series against Washington State (13-26, 4-8) at Packard Stadium. ASU is currently in second place in the Pac-10 tied with arch rival Arizona and two games back of conference leader Stanford (9-3). ASU is coming off a disappointing series loss to UCLA last weekend at home and will try to rebound against the Cougars. ASU is 2-4 at home this year in Pac-10 play, compared to 5-1 on the road. ASU leads the league in both pitching (3.44 ERA) and batting (.347) heading into the series. Sophomore SS Dustin Pedroia needs three more doubles to break the ASU single-season record of 30 set by Chris Bando in 1978.

Quick Hits:

- After starting the season 28-1 (ASU's best start ever), the Devils are 12-8 in their last 20 games.
- ASU is currently in second place in the Pac-10 with a 7-5 record two games behind league leader Stanford (9-3).
- ASU leads the Pac-10 with a .347 batting average and 3.44 ERA. They are third in the NCAA in batting average.
- The Devils also rank 18th in the nation with a 3.44 ERA and fourth in scoring with 10 runs per game.
- ASU has scored 10 or more runs in 24 games this year and recorded 10 or more hits in 36 of 48 games.
- ASU has scored in a NCAA record 481 consecutive games dating back to April 7, 1995. The old NCAA record was 349.
- ASU's roster consists of 18 upper classmen (juniors and seniors) and 18 lower classmen (freshman and sophomores).
- The four runs given up in the Cal series are the least given up in a three-game Pac-10 series by ASU in 25 years.
- The Devils have recorded 115 big innings (2 or more runs) this year, including 25 innings of five or more runs.
- The Jan. 16 season-opener was the second earliest start in ASU history and was the first collegiate game in 2003.
- Arizona State currently has an ISR (overall strength) of 5 and a projected RPI of 22 by *Boydsworld.com*.
- SS Dustin Pedroia leads the Pac-10 with 28 doubles and stands atop the NCAA rankings with 0.58 per game.
- Senior Jered Liebeck leads the Pac-10 with a 2.55 ERA and is 7-0 heading into the weekend series with WSU.
- Junior DH Jeremy West has been hot as of late hitting .424 (28-for-66) in his last 25 games.
- Sophomore SS Dustin Pedroia is third in the Pac-10 in hitting at .413 and has 29 multi-hit games and 28 doubles.
- Pedroia has recorded a hit in 45 of ASU's 48 games and 56 of last 59 games dating back to end of 2002 season.
- Junior closer Ryan Schroyer is 4-2 with seven saves and a 1.10 ERA in 22 games. He has struck out 34 in 32.2 IP.
- Jeff Larish leads the Pac-10 with 72 RBI (1.60 per game) and is second with 14 home runs. He had 9 RBI vs. SDSU (1/26).
- ASU has hit 10 grand slams this year (two off NCAA record) and Larish set an ASU single-season record with his fourth.
- ASU has 54 home runs by 12 different players this year. ASU had only 38 total home runs in 58 games in 2002.
- Jeff Larish, Dustin Pedroia, Erik Averill and Travis Buck all earned midseason honors from *Baseball America*.
- The starting pitchers have combined to go 21-2 with a 3.34 ERA this year. The starters this weekend are a combined 16-0.
- Of ASU's nine losses, five have been by one run and seven of the nine have been by three or less runs.
- ASU's next home run will be No. 500 since Pat Murphy took over the program in 1995.



ARIZONA STATE UNIVERSITY

Sun Devil Baseball 2003

2003 National Polls

Baseball America (4/21)

1.	CS Fullerton	34-8
2.	Florida State	36-6
3.	Rice	37-6
4.	Stanford	25-11
5.	Long Beach State	26-12
6.	Nebraska	29-10
7.	Georgia Tech	32-7
8.	Auburn	31-10
9.	Texas	31-13
10.	NC State	33-9
11.	Arizona State	39-9
12.	Mississippi State	28-9
13.	LSU	26-13
14.	Florida Atlantic	34-10
15.	Texas A&M	32-12
16.	Miami (Fla.)	28-9
17.	Notre Dame	29-8
18.	Arkansas	30-8
19.	Richmond	31-7
20.	UNLV	32-11
21.	Southern Mississippi	30-10
22.	North Carolina	30-11
23.	Missouri	27-12
24.	Baylor	27-16
25.	Tulane	29-12

Sports Weekly/ESPN (4/21)

1.	Florida State	36-6-1
2.	CS Fullerton	34-8
3.	Rice	37-6
4.	Georgia Tech	32-7
5.	Arizona State	39-9
6.	Stanford	26-11
7.	Long Beach State	26-12
8.	Auburn	31-10
9.	Texas	31-13
10.	Nebraska	29-10
11.	NC State	33-9
12.	Mississippi State	28-9-1
13.	Texas A&M	32-12
14.	Miami (Fla.)	28-9-1
15.	Arkansas	30-8
16.	Richmond	31-7
17.	LSU	26-13-1
18.	Notre Dame	29-8
19.	Florida Atlantic	34-10
20.	Clemson	27-12
21.	Baylor	27-16
22.	Tulane	29-12
23.	Florida	28-12
24.	North Carolina	31-11
25.	Missouri	27-12

Collegiate Baseball (4/21)

1.	CS Fullerton	34-8
2.	Florida State	36-6-1
3.	Stanford	26-11
4.	Georgia Tech	32-7
5.	Rice	37-6
6.	NC State	33-9
7.	Arizona State	39-9
8.	LSU	26-13-1
9.	Long Beach State	26-12
10.	Nebraska	29-10
11.	Texas	31-13
12.	Auburn	31-10
13.	Mississippi State	28-9-1
14.	Texas A&M	32-12
15.	Richmond	31-7
16.	Notre Dame	29-8
17.	Miami (Fla.)	28-9-1
18.	Florida Atlantic	34-10
19.	Missouri	27-12
20.	Oklahoma State	26-13
21.	Arkansas	30-8
22.	Southern Mississippi	30-10
23.	Clemson	27-12
24.	Baylor	27-16
25.	North Carolina	31-11

Consecutive Games Scoring Streak Reaches 481:

The Arizona State baseball program has now scored in an NCAA record 481 consecutive games dating back to the 1995 season. The Devils made history on April 7, 2001 when they scored at least one run in their 350th consecutive game. The Devils broke the 12-year-old NCAA record in a 5-1 loss to USC exactly six years to the day when they were last shut out. ASU was shut out 9-0 in that game on April 7, 1995 at Dedeaux Field. The Devils recently celebrated the eighth anniversary of the start of the streak with a 10-2 win over Grand Canyon on April 7. The one run scored in the 3-1 loss to Stanford (4/12/02) marked only the 12th time during the streak that ASU has scored only one run. Coastal Carolina previously held the NCAA record at 349 games set from 1983-1989. ASU also had a stretch of 278 games without being shut out from 1990 to 1994, meaning the program has only been shutout in three games dating back to the 1990 season. ASU is a combined 318-162-1 during the streak. Notable pitchers the Devils have faced during the streak include Jeremy Guthrie (Stanford), Barry Zito (USC), Kirk Saarloos (CS Fullerton), Jason Young (Stanford), Ben Diggins (Arizona), Adam Johnson (CS Fullerton), Ryan Drese (Cal), Jeff Weaver (Fresno State), Chad Hutchinson (Stanford), Abe Alvarez and Adam Pettyjohn (Fresno State).

Arizona State's NCAA Record

481

Consecutive Games Scoring Streak

Poll Mechanics:

Arizona State remained in the top 10 in three of the four national polls despite dropping two close games last weekend at home to UCLA. ASU is ranked No. 5 by *Sports Weekly/ESPN*, No. 7 by *Collegiate Baseball* and No. 11 by *Baseball America*. Ranked as high as No. 8 in the preseason polls, the Devils have spent virtually the entire season in the top 10 and for two weeks manned the top spot in two of the three national rankings, marking the first time being No. 1 since heading into the 1993 College World Series. ASU has been ranked for 71 consecutive national polls dating back to the start of the 2000 season. ASU entered the 2003 season ranked as high as No. 8 in the nation by *Baseball America* in the preseason collegiate polls. Arizona State also earned a preseason No. 9 ranking by *Sports Weekly/ESPN*, No. 10 by NCBWA and No. 12 ranking by *Collegiate Baseball*. The No. 8 preseason ranking is the highest by an ASU squad since opening the 2001 season as the consensus No. 6 team in the nation.

The Grand Salami:

After hitting only one grand slam all of last year, the Sun Devils have gone on a binge this year hitting 10 in their first 48 games. Sophomore first baseman Jeff Larish broke the single-season school record by hitting his fourth grand slam vs. UCLA (4/19). Larish broke the old record of three set by Dave Hudgens in 1977. Junior second baseman Steve Garrabrants also has two slams, while Ryan Bosch, Travis Buck, Rod Allen and Jeremy West each have one. ASU is also quickly approaching the NCAA record for grand slams in a season of 12 set by Oklahoma State in 1995. ASU has been clutch in 2003 with the bases loaded hitting at a combined clip of .400 (50-for-125). Larish leads the team hitting .684 (13-for-19) with the sacks full.

Close Games:

Arizona State has built up a 39-9 record heading into the final 14 games of the 2003 regular season. The Sun Devils have lost straight games this year only two times and have suffered a number of close losses this year. Of the Devils nine losses this year, five have come by one run and seven by three or less runs. ASU's five Pac-10 setbacks have come by way of four one-run games and a two-run contest to Stanford.

2003 ARIZONA STATE BASEBALL PROJECTED STARTING LINEUP

Arizona State Sun Devils (39-9 Overall, 7-5 Pac-10)

Batting Order	No.	Name (B/T)	Pos	Ht	Wt	Yr	Notes/Key Stats
1	2	Dustin Pedroia (R/R)	SS	5-8	175	So.	.413/53 R/85 H/28 2B/3 HR/38 RBI/.481 OB%
2	20	Nick Walsh (L/R)	OF/DH	5-7	176	Jr.	.344/17 R/21 H/3 2B/1 3B/11 RBI/.500 OB%
3	11	Jeff Larish (L/R)	1B/3B	6-2	180	So.	.367/60 R/58 H/11 2B/3 2 3B/14 HR/72 RBI
4	14	Andre Ethier (L/L)	CF	6-3	190	Jr.	.348/47 R/62 H/9 2B/1 3B/4 HR/41 RBI
5	8	Jeremy West (R/R)	DH/1B	6-1	200	Jr.	.333/41 R/39 H/5 2B/9 HR/35 RBI
or	30	Mike Guerrero (R/R)	DH/1B	6-2	200	Jr.	.389/18 R/28 H/12 2B/2 3B/2 HR/21 RBI
6	5	Dennis Wyrick (R/R)	3B	6-1	215	Sr.	.349/27 R/44 H/5 2B/1 3B/1 HR/24 RBI
or	32	Frank Mesa (L/R)	3B/2B	6-0	180	So.	.387/29 R/36 H/6 2B/1 HR/17 RBI
7	4	Travis Buck (L/R)	RF/LF	6-2	190	Fr.	.371/47 R/63 H/11 2B/3 3B/3 HR/37 RBI
8	9	Steve Garrabrants (R/R)	2B	5-10	173	Jr.	.338/39 R/51 H/14 2B/ 3B/6 HR/44 RBI
or	10	Rod Allen	LF	6-2	205	Jr.	.299/28 R/32 H/3 2B/1 3B/5 HR/36 RBI
9	39	Tuffy Gosewisch (R/R)	C	5-10	185	So.	.341/26 R/29 H/4 2B/1 H/24 RBI
or	19	Joel Bocchi (R/R)	C	5-11	190	So.	.338/16 R/26 H/7 2B/2 HR/20 RBI

Probable Pitching Rotation:

Day	No.	Name	Pos	Ht	Wt	Yr	Notes/Key Stats
4/25	26	Beau Vaughan	RHP	6-4	228	Sr.	6-2, 4.71 ERA, 19 G, 4 GS, 75's, 63.0 IP
4/26	45	Erik Averill	LHP	6-2	180	Fr.	7-0, 3.36 ERA, 14 G, 11 GS, 40 K's, 61.2 IP
4/26	41	Mark Sopko	RHP	5-11	190	So.	3-2, 2.74 ERA, 18 G, 6 GS, 35 K's, 42.2 IP
4/27	40	Ben Thurmond	RHP	6-0	190	Sr.	4-0, 2.68 ERA, 13 G, 9 GS, 44 K's, 50.1 IP
Rel	47	Jered Liebeck	RHP	6-1	200	Sr.	7-0, 2.55 ERA, 13, 11 GS, 42 K's, 60.0 IP
Rel	15	Robbie McClellan	RHP	6-1	175	Sr.	5-0, 4.17 ERA, 18 G, 4 GS, 46 K's, 41.0 IP
Rel	12	Ryan Schroyer	Closer	6-1	205	Jr.	4-2, 7 S, 1.10 ERA, 22 G, 34 K's, 32.2 IP

*Rotation/Starting Lineup Subject to Change



Sun Devil Baseball 2003

All This Guy Does Is Get On Base:

Junior utility player Nick Walsh has one goal in mind when he steps in the batters box... get on base. Walsh, a native of Alamo, Calif., is one of ASU's hottest hitters going 11-for-19 (.579) in his last five games. He is ranked sixth in the Pac-10 with a .500 on-base percentage and has drawn six walks in the last five games. During his torrid five-game stretch, Walsh has recorded four multi-hit games.

ASU Continues To Lead Pac-10 in Hitting and Pitching:

The Sun Devils lead the Pac-10 in two of the three major statistical categories heading into the conference series with Washington State. ASU is tops in the league with a .347 batting average and also first with a 3.44 ERA. The Devils lead in the batting category by 11 percentage points over arch rival Arizona (.336) and by a wide margin over Stanford in the pitching department (4.16). Nationally the Devils rank third in batting average, 18th in team ERA and fourth in scoring averaging 10 runs per game. Defensively the Devils are third in the Pac-10 with a .972 percentage, and rank 21st nationally.

Pitching and Defense Dominate in Cal Series:

The pitching staff dominated the California Golden Bears over the weekend combining to give up only four runs (three earned) and tallied an 1.00 ERA in the series. The four runs given up are the lowest combined total in a three-game conference series during ASU's 25-year history in the Pac-10. In Sunday's double-header the Devils allowed only one run in 18 innings and outscored the Bears 16-1. Giving up the only run of the second game in the seventh inning, ASU nearly recorded its first back-to-back shutouts in Pac-10 play. The four runs given up in a three-game Pac-10 series are the least dating back to giving up seven runs in three-game sweep vs. Cal in 1993 (11-1, 11-4, 11-2). The lowest number of runs given up in a three-game Pac-10 series before the Cal series was five runs vs. USC (4/16-18) during the national championship 1981 season. Behind every good pitching note is an even better defensive stat. ASU turned six double plays (two in each game) during the series and committed only two errors. Solid defense from the outfield also included an outfield assist from right fielder Andre Ethier to gun down a potential run at the plate.

Four Sun Devils Bring Home Midseason Honors:

Four Sun Devils earned mention in *Baseball America's* midseason review. Freshmen Travis Buck (OF) and Erik Averill (LHP) both were named to the midseason All-America freshman team, while sophomores Dustin Pedroia (SS) and Jeff Larish (DH) were picked for their respective class. Here is what BA had to say about Larish being named the "Biggest Surprise of the First Half of the Season":

"Larish slowed down a bit after a torrid start to the 2003 season. He came down with back spasms in mid-March and missed a couple of games, but few college players have ever put together a better half season than Larish, a sophomore who was supposed to redshirt last year but was pressed into the lineup at midseason and hasn't stopped hitting. A left-handed hitter, he was batting .372-13-64. He had driven in all those runs in just 38 games despite drawing 51 walks, and his .551 on-base percentage probably has Athletics general manager Billy Beane drooling for the '04 draft."

Last Year vs. Washington State:

Arizona State took two of three from the Cougars last year in a three-game series at Bailey-Brayton Field in Pullman (April 5-7). For the second straight year the Cougs won the series opener, defeating ASU 7-4 behind a complete-game from Eddie Bonine. ASU rallied to defeat WSU 13-7 and 22-4 in the next two games to earn the series victory. Jeremy West homered in each of the three games and combined to go 6-for-14 (.429) with five runs scored and seven RBI to earn Pac-10 Player of the Week honors. Additionally, Steve Garrabrants (.455), Andre Ethier (.400) and Ryan McKenna (.400) each had good weekends at the plate. Ethier had a career day at the plate in the series finale going 3-for-4 with five runs scored, five RBI and two home runs. On the mound Ryan Schroyer (3 H, 0 R, 3 IP) and Robbie McClellan (9 H, 7 IP, 4 ER) picked up the pitching wins.

Last Time vs. Washington State at Packard Stadium:

The Cougars last visited Packard Stadium for a three-game set April 12-14 during the 2001 season. Just like in 2002, WSU opened the series with a victory posting a 2-1 win with current University of Hawaii pitcher Justin Cayetano allowing only one run in 7.1 innings. The Devils bounced back to win the second game on a Nick Walsh home run in the seventh inning and then completed the series victory with a 14-4 win.

Arizona State Career Stats vs. Washington State Cougars:

Player	Avg.	G	AB	R	H	RBI	2B	3B	HR	SB
Garrabrants	.529	5	17	7	9	4	2	0	0	3
Ethier	.400	3	10	6	4	8	0	0	2	0
McKenna	.400	2	10	1	4	5	1	0	0	0
Allen	.385	5	13	4	5	6	1	0	0	0
West	.385	6	26	6	10	11	2	0	3	0
Pedroia	.333	3	15	2	5	3	2	0	0	0
Larish	.273	3	11	3	3	2	0	0	0	0
Cadena	.143	2	7	1	1	3	0	0	1	0
Walsh	.182	5	11	5	2	2	0	0	1	1
Wyrick	.167	6	18	1	3	1	0	0	0	0
Bocchi	.000	1	1	0	0	0	0	0	0	0

Player	ERA	W-L	SV	G	IP	H	R	ER	BB	SO
Arguello	0.00	0-0	0	1	2.0	3	0	0	0	2
Liebeck	0.00	0-0	0	2	3.1	3	1	0	1	2
Klusman	1.50	1-0	0	1	6.0	5	1	1	1	10
Schroyer	3.60	1-0	0	2	5.0	4	2	2	2	6
Sopko	4.50	0-0	0	1	2.0	3	1	1	0	0
McClellan	5.14	1-0	0	1	7.0	9	4	4	3	8
Kartler	10.28	0-0	0	2	4.1	5	6	5	4	2
Perrault	27.00	0-0	0	1	0.1	3	1	1	1	0

ASU HEAD COACH

Pat Murphy



Since inheriting the Sun Devil program in August of 1994, Arizona State Baseball Head Coach Pat Murphy has carefully nurtured the tradition of excellence in Tempe, at the same time establishing himself as one of the top collegiate head coaches in the nation. He has guided Arizona State to top-12 national rankings in three of the past five years, including an appearance in the 1998 College World Series national championship game. Murphy is 345-173-1 in his ninth season in Tempe and posts an all-time 24-18 record in NCAA Tournament action. With a career 718-344-4 record in 19 seasons as a head coach, Murphy is the winningest active baseball coach under the age of 45 at any collegiate level. Murphy recorded his 600th career Division 1 victory in 2002 and recorded his 700th career coaching victory (all levels) with a 14-8 come-from-behind win over No. 11 Notre Dame (2/23). ASU has been in 70 straight national polls under Murphy.

Month by Month at ASU:

January	40-4
February	88-32
March	88-59-1
April	82-49
May	45-27
June	2-3

Pat Murphy at ASU

Record at ASU	345-173-1
Pac-10	126-101
Non-Conference	219-72-1
NCAA Tournament	15-10

Opening Day Record	7-1
Earliest Start	Jan. 15, 1999 (Utah)
Latest Start	Feb. 2, 1996 (LMU)

Pat Murphy Year-by-Year

Career Record: 718-344-18th season
Division I Record: 663-289-2
Arizona State Record: 345-173-1/9th season

Year	School	Overall
2003	Arizona State	39-9
2002	Arizona State	37-21
2001	Arizona State	37-20-1
2000	Arizona State	44-15
1999	Arizona State	39-21
1998	Arizona State	41-23
1997	Arizona State	39-22
1996	Arizona State	35-21
1995	Arizona State	34-21
1994	Notre Dame	46-16
1993	Notre Dame	46-16
1992	Notre Dame	48-15
1991	Notre Dame	45-16
1990	Notre Dame	46-12
1989	Notre Dame	48-19-1
1988	Notre Dame	39-22
1987	Claremont-Mudd Scripps	21-18-1
1986	Claremont-Mudd Scripps	24-16
1983	Maryville (Tenn.)	10-21-1



Sun Devil Baseball 2003

Pac-10 Baseball

Team	Pac-10	Overall
Stanford	9-3	27-11
Arizona State	7-5	39-9
Arizona	7-5	28-15
California	8-7	23-19
USC	6-6	21-19
Washington	4-5	26-12
UCLA	5-7	19-25
Oregon State	4-8	18-19
Washington State	4-8	13-26

*Through 4/22/03

Upcoming Pac-10 Games:

Mon., April 21

Washington 13, Hawaii-Hilo 1 (7 innings)
Washington 9, Hawaii Hilo 2

Tue., April 22

Grand Canyon 4, Arizona 0
California 11, Santa Clara 6
Oregon State 14, Portland 4
Cal State Fullerton 11, UCLA 1
USC 13, UC Santa Barbara 12 (10 innings)
Washington 10, Hawaii-Hilo 2
Washington State 3, Lewis-Clark State 1
Stanford 5, Sacramento State 1

Fri., April 25

*ARIZONA at STANFORD, 7 p.m.
*CALIFORNIA at WASHINGTON, 6:30 p.m.
*USC at OREGON STATE, 6 p.m.
*WSU at ARIZONA STATE, 7 p.m.

Sat., April 26

*ARIZONA at STANFORD, 1 p.m.
*CALIFORNIA at WASHINGTON, 1 p.m.
*USC at OREGON STATE, 1 p.m.
*WSU at ARIZONA STATE, 7 p.m.

Sun., April 27

*ARIZONA at STANFORD, 1 p.m.
*CALIFORNIA at WASHINGTON, 1 p.m.
*USC at OREGON STATE, noon
*WSU at ARIZONA STATE, 12 p.m.

2003 Pac-10/National Awards

National Pitcher of the Week

Jered Liebeck, 2/4 (CB, NCBWA)

Pac-10 Player of the Week

Jeremy West, 2/25
Travis Buck, 4/1

Pac-10 Pitcher of the Week

Jered Liebeck, 2/4
Ryan Schroyer, 2/25

CollegeBaseballInsider.com Regional Player of the Week

Travis Buck, 4/2

Preseason All-Americans

Rod Allen (Baseball America - 3rd team)
Andre Ethier (NCBWA - 3rd team)
Jeremy West (Collegiate Baseball - 3rd team)
Ryan Schroyer (CB - 3rd team, NCBWA - 2nd team)

Baseball America Midseason All-Americans

Travis Buck, OF (Freshman)
Erik Averill, LHP (Freshman)
Dustin Pedroia, SS (Sophomore)
Jeff Larish, DH (Sophomore)

Golden Spikes Watch List

Jeff Larish, 1B
Dustin Pedroia, SS

ASU in NCAA National Rankings:

The NCAA releases the national statistical rankings each Tuesday and the Sun Devils are listed among the national leaders. NCAA statistics are based on per game averaged to offset the different number of games played by each school. Below is a look at where ASU ranks in the NCAA:

Team Stats	Rank	Actual	National Leader	Actual
Batting Average	3	0.347	Southern U.	0.362
Earned Run Average	18	3.44	VCU	2.38
Fielding Percentage	21	0.972	Rice	0.984
Scoring	4	10.0	Southern U.	10.8
WL Pct	7	0.813	Southern U.	0.897

Individual Stats	Player	Rank	Actual	National Leader	Actual
Batting Average	Dustin Pedroia	31	0.413	Rickie Weeks, So.U	0.512
Home Runs Per Game	Jeff Larish	30	0.31	Billy Becher, N.M.St	0.6
Runs Batted In Per Game	Jeff Larish	5	1.6	Billy Becher, N.M.St	2.19
Doubles Per Game	Dustin Pedroia	1	0.58	Dustin Pedroia, ArizSt	0.58
Victories (30 ranked)	Jered Liebeck	26	7	Jeff Niemann, Rice	10
	Erik Averill	26	7	Vern Sterry, NC State	10
Saves (30 ranked)	Ryan Schroyer	24	7	Matt Dalton, VaTech	12

Sun Devils Record Best Start in School History:

Arizona State's 28-1 start to the season goes down in the record books as the best start in school history. The 28-1 record includes an 11-game winning streak to start the season before a loss at nationally ranked Long Beach State (Jan. 31) and a 19-game win streak up until suffering a 6-5 loss to Oklahoma (3/14). During the 28-1 start to the season ASU's pitchers posted an impressive 3.11 ERA and the hitters combined for a .360 team batting average.

About the 19-Game Winning Streak:

After starting the year 9-0, ASU suffered its first setback with an 11-5 loss at nationally ranked Long Beach State on Jan. 31. After that loss, ASU went on a 19-game winning streak combining to go 13-0 in February and won the first six games in March before losing 6-5 to No. 30 Oklahoma (3/14). The 19-game winning streak is the longest by an ASU squad since the 1990 team won 23 straight games. Dustin Pedroia led ASU during the streak hitting .432 (35-for-81) with 11 of his Pac-10 leading 28 doubles. As a team the Sun Devils hit at a .344 clip and pitched for an impressive 2.56 ERA.

Home Run Notes:

Through 48 games of the 2003 season the Sun Devils have already surpassed their entire season total from 2002 with 54 home runs. ASU has hit 38 of those home runs at Packard Stadium and 16 in its 18 road or neutral site games. Of the 30 games played at Packard Stadium the Devils have hit at least one home run in 21 games. A total of 12 different players have hit at least one home run and eight players have two or more home runs. Sophomore Jeff Larish leads the way with 14 round-trippers, including an ASU single-season record of four grand slams. The Devils have homered in 30 of their 48 games, including 17 multi-home run games. The Devils also have 10 grand slams on the season with Larish (4), Steve Garrabrants (2), Jeremy West, Rod Allen and freshmen Ryan Bosch and Travis Buck all leaving the yard with the bases loaded. ASU had only one grand slam in 2002 and four in 2001. ASU's home run breakdown includes 13 solo shots, 19 two-run homers, 12 three-run home runs and 10 grand slams.

Pedroia On Fire at the Plate:

Sophomore shortstop Dustin Pedroia (Woodland, Calif.) has been the spark plug to ASU's early season success and an integral part to ASU's 39-9 record. ASU's only player to play and start in all 48 games, Pedroia is third in the Pac-10 in hitting at .413 (85-for-206) with 28 doubles and 38 RBI. He is first in the Pac-10 in hits (85), doubles (28) and total bases (124) and leads ASU with 32 extra base hits. He has also recorded 29 multi-hit games to pace the ASU offense and has ignited several ASU scoring rallies as is evident by his .506 (43x85) average as a leadoff hitter (inning and game). In a rare performance, Pedroia went 0-for-5 with two strikeouts in ASU's 4-2 win over LBSU (2/2) to have his career-long 22-game hitting streak come to a halt. The streak, which spanned 11 games each at the end of 2002 and 11 games to begin 2003, fell just two games off the top six in ASU Baseball history. It is the longest streak since current Houston Astros prospect Brooks Conrad had a 21-game streak in 2000. During the streak Pedroia combined to hit .390 (41x105). He also recently had a 17-game and 13-game hitting streaks come to an end. Pedroia now has a hit in 56 of his last 59 games, including hits in all but three games this year (45 of 48). In his two years as a Sun Devil he already has 167 hits, 41 of which are doubles, and has never missed a start in 106 consecutive games. In the field Pedroia has also been the rock to ASU's solid .971 team fielding percentage. The slick fielding shortstop has committed eight errors in 207 total chances for a .964 fielding percentage and has been part of 27 double plays.

Pedroia Going For School and Pac-10 Doubles Record:

With three more doubles in the UCLA series, Pedroia notched his 26th, 27th and 28th doubles of the season. He is now just two off the school record of 30 set by Chris Bando in 1978 and three off the Pac-10 record of 31 set by Washington State's Mike Kinkade in 1994. Pedroia is ranked first in the NCAA with his average of 0.58 doubles per game.

Single Season Doubles:

1. Chris Bando, 1978 30
2. Antone Williamson, 1993 29
3. Steve Willis, 1988 29
4. **Dustin Pedroia, 2003 28**
5. Clay Westlake, 1976 26



Sun Devil Baseball 2003

Pedroia Named To Initial Watch List For Golden Spikes Award:

Arizona State sophomore shortstop Dustin Pedroia was included among 25 players named to the initial watch list for the 2003 Golden Spikes Award, given annually to the nation's top amateur baseball player. The 2002 Team USA member was one of only two Pac-10 players to be named to the initial watch list (Carlos Quentin, Stanford). Five finalists will be announced in June, with the winner being revealed in July. Arizona State sophomore first baseman Jeff Larish is also among 175 players around the nation that remain in contention for the prestigious award. Arizona State has a long tradition of Golden Spikes Award winners as three past Sun Devils have won the award. Bob Horner (1978), Oddibe McDowell (1984) and Mike Kelly (1991) have all won the award. Only Florida State and Cal State Fullerton have matched ASU's legacy also with three winners of the annual Golden Spikes Award.

The Jeff Larish Watch:

Sophomore first baseman Jeff Larish has quickly put his name atop the list of as a top candidate for national player of the year and the Golden Spikes Award in 2003. Larish is hitting .367 (58-for-158) with 14 home runs, 11 doubles and leads the conference with 72 RBI. Larish has recorded at least one hit in 37 of 45 games and one RBI in 34 of 45 games this year. He also leads the conference with 57 walks (1.27 per game) and has an unbelievable on-base percentage of .534. For the season he is slugging .728 (second in Pac-10) and is second on the team with 27 extra base hits. He had connected on four grand slams this year, breaking the single-season school record set by Dave Hudgens in 1977. In addition, he is batting .684 (13x19) with the bases loaded and leads the team with 29 two-out RBI. Larish, who was supposed to redshirt in 2002 but played midway through the season, hit .328 with three home runs in 34 games last year. Drafted in the 32nd round in 2001 by the Chicago Cubs, Larish etched his name in the ASU record books with a memorable game in the series finale vs. San Diego State (1/26). In what turned out to be a 24-9 ASU route, Larish was 3-for-4 and tied the school single-game record with nine RBI. He had a two-run single in the first inning, a two-run home run in the third, a grand slam homer in the fourth and then tied the 13-year-old school record (Tommy Adams) by walking with the bases loaded in the eighth.

Larish Breaks Single-Season Record With Four Grand Slams:

With his fourth grand slam of the season in the eighth inning of ASU's 17-1 blowout of UCLA on April 19, sophomore Jeff Larish broke the single-season record for grand slams. The previous record was three set by Dave Hudgens in 1977. Here is a look at Larish's four grand slams this year:

GS	HR #	Game #	Date	Opponent	Pitcher	Inning
1.	5	9	Jan. 26	San Diego State	Coon	4
2.	8	21	Feb. 22	Notre Dame	Ogilvie	5
3.	9	23	Feb. 28	Penn State	Stidfole	4
4.	14	48	Apr. 19	UCLA	Miltenberger	8

Liebeck and Thurmond Leading the Pac:

Senior right-handed pitchers Jered Liebeck (Glendale, Ariz.) and Ben Thurmond (Hopkins, S.C.) are ranked No. 1 and No. 2 in the Pac-10 in the ERA race. Liebeck is 7-0 with a league best 2.55 ERA, while Thurmond is 4-0 with a 2.68 ERA. As a team the pitching staff leads the league with a 3.44 ERA.

Freshman Records About To Go Down:

Freshman Travis Buck and Erik Averill are making a serious dent in the ASU freshman record books despite there being 14 games left in the regular season. Averill is already tied for ninth with his seven wins, eighth in ERA (3.36), and tied for 10th with 40 strikeouts. Buck is ranked seventh with 63 hits with Barry Bonds, eighth with 11 doubles and fifth with 47 runs scored.

Liebeck Making Most of Senior Season:

Senior right-handed pitcher Jered Liebeck is making the most of his senior season turning into one of ASU's go-to pitchers in crucial game situations. Liebeck leads the Pac-10 with a 2.55 ERA and is a perfect 7-0 on the season. He has allowed only one earned run in his last 10.1 innings and striking out 42 in 60.0 innings on the year. He earned national and Pac-10 Pitcher of the Week honors early in the season (2/3) when he threw a complete-game three-hit shutout against Long Beach State.

2,300 In The Books:

With the series sweep of California last weekend ASU notched win No. 2,300 since baseball start in 1907. ASU is now 2,302-1,124-6 in its 92nd year of baseball competition.

Ethier Starting to Heat Up:

Junior outfielder Andre Ethier entered the season as a third-team preseason All-American selection by the NCBWA and with 14 games left in the 2003 regular season is starting to heat up. After going 8-for-17 (.471) with two home runs in the series vs. UCLA, Ethier is now hitting .348 (62-for-178) with nine doubles and four home runs. The 2002 First-Team All-Pac-10 selection now has hits in eight of his last nine games (16-for-41; .390). Ethier has proven to be clutch this year with one of his home runs coming on a three-run shot to tie the game vs. Stanford (3/23) in the ninth inning and another being a solo homer to tie the game in the bottom of the 11th inning vs. UCLA (4/18).

Double Vision:

ASU has recorded a Pac-10 best 121 doubles on the year (2.52 per game average). Sophomore shortstop Dustin Pedroia leads the team and Pac-10 with 28 and Steve Garrabrants is tied for fifth with 14. The team record for doubles in a season is 185 set in 1988, while the individual season record is 30 set by Chris Bando in 1978.

2003 Statistical Comparison

Category	ASU	WSU
Games	48	39
Record	39-9	13-26
Average	.347	.264
Runs	478	183
Hits	599	352
2B	121	67
3B	14	4
HR	54	23
SB	52	24
ERA	3.44	6.13
SO	393	202
BB	163	151

Devils in the Polls...

	BA	SW	CB	NCBWA
PS	8	9	12	10
2/3	--	--	9	9
2/10	5	6	7	7
2/17	5	4	5	6
2/24	4	2	4	4
3/3	4	3	4	4
3/10	3	1	1	3
3/17	3	1	1	2
3/24	3	2	4	3
3/31	7	3	5	4
4/7	7	4	6	5
4/14	6	4	6	4
4/21	11	5	7	6
4/28	--	--	--	--
5/5	--	--	--	--
5/12	--	--	--	--
5/19	--	--	--	--

ASU Quick Facts/Notes

Arizona State Postseason History

NCAA Appearances	26
NCAA Record	124-51 (.709)
CWS Appearances	18
National Championships	5
CWS Runner-Up Finishes	5
Last CWS Appearance	1998 (2nd)
College World Series Record	55-30 (.647)
Regional Titles	12

Baseball History

All-Time Record	2,302-1,124-6
Early Record	333-338-5
Modern Record	1,969-786-1
Packard Stadium	811-235-1 (29)
Best Record All-Time	59-8 (1973)
School Record Wins in a Season	65 ('76)

Media Relations Information

Baseball Contact	Jeff Evans
Evans' E-Mail	jeff.evans@asu.edu
Evans' Direct Line	(480) 965-6594
Phone	(480) 965-6592
Fax	(480) 965-5408
Press Box Phone	(480) 727-7253
Website	www.TheSunDevils.com
Evans' Record at ASU	113-50-1

The Pedroia Record Watch

Career Batting Average:

1. Kevin Romine (1981-82)408
2. Hubie Brooks (1977-78)396
3. Willie Bloomquist (1997-99)394
4. Mike Sodders (1980-81)389
5. Dan McKinley (1995-97)389
6. Chris Bando (1975-78)388
7. Bob Horner (1976-78)384
8. Casey Myers (1998-2001)384
9. Roger Schmuck (1970-71)381
10. Oddibe McDowell (1983-84)380
11. Dustin Pedroia (2002-P)378

Single Season Doubles:

1. Chris Bando, 1978	30
2. Antone Williamson, 1993	29
3. Steve Willis, 1988	29
4. Dustin Pedroia, 2003	28
5. Clay Westlake, 1976	26



Sun Devil Baseball 2003

Sun Devil Player Updates

Rod Allen, OF

10

SEASON/CAREER HIGHLIGHTS:

- Current four-game hitting streak going 4-for-7 (.571).
- Has five home runs this year and 17 in his career.
- Hitting .299 overall with 36 RBI. Has hits in 12 of last 18 games.
- Has nine multi-hit games and at least one hit in 21 of 33 games.
- Season best 3-for-5 with two RBI vs. Oklahoma (3/15).
- Has started 27 games, with 9 coming in CF and 16 in LF.
- Hit pinch-hit grand slam HR vs. California (4/11).
- 2003 third-team preseason All-American (Baseball America)
- Played for Orleans Cardinals in Cape Cod League in summer of 2003.
- Freshman All-American in 2001 when he hit .389 with six home runs.
- A career .323 hitter with 17 home runs and 139 RBI (48 multi-hit games).
- A career .298 (53x178) hitter in Pac-10 play and .385 (5x13) vs. WSU.

Year	Avg	GP-GS	AB	R	H	2B	3B	HR	RBI	BB	SO	SB-ATT
2001....	.389	51-42	180	41	70	14	1	6	53	11	18	6-11
2002....	.278	56-53	209	46	58	15	2	6	50	20	38	14-16
2003....	.299	41-27	107	28	32	3	1	5	36	12	12	2-4
TOTAL...	.323	148-122	496	115	160	32	4	17	139	43	68	22-31

Carlos Arguello, LHP

48

SEASON/CAREER HIGHLIGHTS:

- Overall is 1-0 with 5.28 ERA and 15 strikeouts in 15.1 IP this year.
- Gave up double in 13th inning vs. UCLA to allow winning runs to score.
- Went 1-0 and gave up only one run on the road at USC (3.1 IP).
- Was 5-1 with a 2.01 ERA in his first year with ASU in 2002.
- Best game as a Sun Devil was a seven-strikeout, complete-game shutout win over San Diego in 2002 NCAA Regional.
- 6-1 with a 2.91 ERA in 29 career games (3 starts) as a Sun Devil.

Year	ERA	W-L	App	GS	CG	SHO/CBO	SV	IP	H	R	ER	BB	SO
2002....	2.01	5-1	14	3	1	0/0	0	40.1	38	10	9	9	30
2003....	5.28	1-0	15	0	0	0/2	0	15.1	14	12	9	8	15
TOTAL...	2.91	6-1	29	3	1	0/2	0	55.2	52	22	18	17	45

Erik Averill, LHP

45

SEASON/CAREER HIGHLIGHTS:

- Freshman All-America candidate who is 7-0 with a 3.36 ERA.
- Named to Baseball America's midseason Freshman All-America team.
- Tied for team lead with 7-0 record striking out 40 in 61.2 IP.
- Has struggled in Pac-10 play with a 6.41 ERA in 19.2 IP.
- Threw a one-hit gem over 7.1 innings in his ASU debut vs. UHH (1/18) to pick up his first collegiate win. Struck out seven and had his bid for ASU's first no-hitter since 1993 erased with one out in the eighth.
- Had a stretch of 18.2 consecutive innings without giving up an earned run to open the season.
- One of three freshman left-handed pitchers on the team.
- Brother (Brandon) is the starting third baseman for UCLA.
- Faced britger Brandon on Apr. 17 vs. UCLA and hit him in only at-bat.
- Native of Orange, Calif., and attended Villa Park HS.

Year	ERA	W-L	App	GS	CG	SHO/CBO	SV	IP	H	R	ER	BB	SO
2003....	3.36	7-0	14	11	0	0/1	0	61.2	61	29	23	13	40
TOTAL...	3.36	7-0	14	11	0	0/1	0	61.2	61	29	23	13	40

Joel Bocchi, C

19

SEASON/CAREER HIGHLIGHTS:

- Hitting .338 (26-for-77) with two home runs, seven doubles and 20 RBI.
- Only three hits in last 23 at-bats with 0 RBI and four errors in the field.
- Had two big hits (3-Run HR, 3-Run 2B) in wins vs. BYU.
- Hit first career home run in season opener to spark ASU to 9-0 win.
- Has started 22 of ASU's 48 games behind the plate.
- Father, Don, is an Associate Athletics Director at ASU.
- Played high school baseball with teammate Rod Allen at Desert Vista.

Year	Avg	GP-GS	AB	R	H	2B	3B	HR	RBI	BB	SO	SB-ATT
2002....	.214	17-8	28	3	6	1	1	0	3	6	5	0-0
2003....	.338	35-22	77	16	26	7	0	2	20	10	20	1-1
TOTAL...	.305	52-30	105	19	32	8	1	2	23	16	25	1-1

Brett Bordes, LHP

49

SEASON/CAREER HIGHLIGHTS:

- Has pitched in 20 games going 1-1 with a 4.05 ERA in 20.0 IP (20 K's).
- Took loss giving up one run in 1.0 IP in 13-inning setback to UCLA (4/19).
- Has given up six of nine earned runs on the year in last 10 outings.
- Opponents are hitting only .233 off him and has registered 20 K's.
- Allowed one hit in 2.1 IP with three K's vs. Notre Dame (2/22).
- Has allowed nine of his 23 inherited runners to score.
- Prepped at Mesa's Dobson High School where he was All-State.

Year	ERA	W-L	App	GS	CG	SHO/CBO	SV	IP	H	R	ER	BB	SO
2003....	4.05	1-1	20	0	0	0/1	0	20.0	17	9	9	18	20
TOTAL...	4.05	1-1	20	0	0	0/1	0	20.0	17	9	9	18	20

Ryan Bosch, OF/RHP

31

SEASON/CAREER HIGHLIGHTS:

- A two-way player who has seen action in in 43 games as an outfielder and two games as a pitcher. Has started 26 games in CF.
- Has hits in 16 of 34 games with at least one official plate appearance.
- Went 2-for-4 with home run and two RBI vs. Cal (4/11).
- Leads team with 32 strikeouts, including seven in last eight at-bats.
- Debuted as a switch-hitter in PSU series and went 4-for-10 (.400) w/ HR.
- First career hit was a grand slam home run vs. UHH (1/18).
- Hitting .202 (20x99) with 22 RBI and two home runs.
- Is 0-0 with a 0.00 ERA in 1.0 innings pitched on the mound.
- Native of Livermore, Calif. (Northern CA) and attended Granada HS.
- No. 41 on *Baseball America's* Fab 50 top Freshman list.

Year	Avg	GP-GS	AB	R	H	2B	3B	HR	RBI	BB	SO	SB-ATT
2003....	.202	43-26	99	23	20	2	0	3	22	13	32	4-6
TOTAL...	.202	43-26	99	23	20	2	0	3	22	13	32	4-6

Travis Buck, OF

4

SEASON/CAREER HIGHLIGHTS:

- Pac-10 Freshman of the Year and Freshman All-America Candidate.
- Named to *Baseball America's* midseason freshman All-American team.
- Tied with Barry Bonds for seventh in ASU freshman record books with 63 hits. Also ranks fifth with 47 runs scored.
- Fourth in the Pac-10 in runs scored (47) and hits (63).
- Pac-10 Player of the Week (4/1) after going 8-for-11 (.727) vs. USC.
- Hitting .371 (63x170) with 11 doubles, three triples and three home runs.
- Hitting .396 (19x48) in Pac-10 play and .361 in non-conference action.
- Went 5-for-5 with 7 RBI and hit for the cycle in ASU's 19-0 win over Southern Utah (3/7). Capped the cycle by blasting a grand slam HR in the bottom of the sixth inning. ASU's seventh player to hit for the cycle and is the first freshman in Pac-10 history to hit for cycle.
- Has recorded at least one hit in 37 of 47 games played and 16 multi-hit.
- Opened the season with a seven-game hitting streak (.524, 11x21).
- Rated No. 25 on *Baseball America's* Fab 50 Freshman List.
- A 23rd round draft choice of the Seattle Mariners in the 2002 MLB Draft.
- Attended Richland High School (Bombers) in Richland, Wash.
- Named all-state in basketball and baseball during prep career.

Year	Avg	GP-GS	AB	R	H	2B	3B	HR	RBI	BB	SO	SB-ATT
2003....	.371	47-46	170	47	63	11	3	3	37	23	20	8-10
TOTAL...	.371	47-46	170	47	63	11	3	3	37	23	20	8-10

Nick Cadena, OF/INF/C

16

SEASON/CAREER HIGHLIGHTS:

- Hitting .429 in 2003 (3x7) with two runs scored and one double.
- Sprained his ankle in BP during LBSU series and is a possible redshirt.
- Hit six home runs as a freshman in 2002 to rank tied for fifth in ASU freshman record book. Finished year hitting .239 with 28 RBI.
- Broke high school records (Apollo HS) of former Sun Devils Bob Horner and Paul Lo Duca during prep career.
- Drafted in 42nd round of 2001 draft by Kansas City Royals.



Sun Devil Baseball 2003

Sun Devil Player Updates

Andre Ethier, RF

14

SEASON/CAREER HIGHLIGHTS:

- Hitting .348 (62x178) with nine doubles, four homers and 41 RBI.
- Coming off solid series vs. UCLA going 8-for-17 (.471) with 2 HR.
- Has made 35 starts in right field and 12 in center field.
- Has at least one hit in 38 of 47 games and has 17 multi-hit contests.
- Hit dramatic three-run home run with two outs in bottom of ninth inning vs. Stanford to tie the game and complete ASU's seven-run comeback in final two innings.
- Hit solo HR in 11th inning to tie game vs. UCLA (4/18).
- Had big bases loaded double for 3 RBI vs. Notre Dame (2/23) in 1st Inn.
- Started the season going just 2-for-11 (.182), but turned it around by recording seven consecutive hits (8th most in ASU history) in UHH series.
- Tied career high for hits going 4x4 vs. UHH (1/19) and 4x5 vs. UCLA (4/17).
- Third-team preseason All-American by NCBWA.
- A career .353 hitter with eight home runs, 91 RBI and 36 multi-hit games.
- Hit .356 with 50 RBI to earn Pac-10 first team honors in 2002.
- Career .407 (48x118) hitter in Pac-10 and was 4-for-10 vs. WSU last year.
- Drafted in 37th round of 2001 draft by Oakland Athletics.
- Attended St. Mary's High School and Chandler-Gilbert CC.
- Named No. 4 prospect in Northwoods League after playing in the summer of 2002 with the Rochester Honkers. Earned Rawlings Silver Glove Award.

Year	Avg	GP-GS	AB	R	H	2B	3B	HR	RBI	BB	SO	SB-ATT
2002....	.363	48-48	182	38	66	14	3	4	50	32	20	1-4
2003....	.348	48-47	178	47	62	9	1	4	41	35	19	4-5
TOTAL...	.356	96-95	360	85	128	23	4	8	91	67	39	5-9

Steve Garraabrants, 2B

9

SEASON/CAREER HIGHLIGHTS:

- Hitting .338 (51x151) with 44 RBI, 14 doubles, six HR and 17 SB.
- Has played in 45 games this year and has made 41 starts (all 2B).
- Struggled last weekend going 1-for-7 (.143) vs. UCLA.
- Earned MVP of Schaefer Classic going 8-for-13 (.615) with five doubles.
- Had game winning RBI double in eighth inning vs. Utah (3/8).
- Leads the Pac-10 with 17 stolen bases and has 49 in his career.
- Has two grand slam home runs this year and six total home runs.
- Has recorded 16 multi-hit games this year and 53 in his career.
- A career .329 hitter with 34 doubles, 14 triples and eight home runs.
- Hitting .301 for his career in Pac-10 play and is 9-for-17 (.529) vs. WSU.
- Played for Orleans Cardinals in Cape Cod League in summer of 2002.
- Hit .337 in 2002 with two home runs and 33 RBI (16 SB).

Year	Avg	GP-GS	AB	R	H	2B	3B	HR	RBI	BB	SO	SB-ATT
2001....	.307	48-33	140	31	43	5	5	0	23	20	26	16-25
2002....	.337	51-51	202	55	68	15	7	2	33	36	42	16-22
2003....	.338	45-41	151	39	51	14	2	6	44	18	26	17-21
TOTAL...	.329	144-125	493	125	162	34	14	8	100	74	94	49-68

Tuffy Gosewisch, C

39

SEASON/CAREER HIGHLIGHTS:

- Hitting .341 (29-for-85) with four doubles, one HR and 24 RBI.
- Has solidified starting spot with starts in eight of last nine league games.
- Hit first career HR vs. UCLA (4/17).
- Finished series vs. Bruins going 4-for-6 (.667) with three RBI.
- Was 2-for-4 with two RBI and double in win over Utah (3/8).
- Set career high with three hits (3-for-3) with two RBI vs. Grand Canyon.
- Opened the season on a tear going 6-for-10 (.600) with three multi-hit games in season-opening series at UHH.
- Did not have a multi-hit game in entire freshman season while hitting .128.
- Brother Chip played for the Sun Devils from 1996-99.
- Attended Horizon High School in Scottsdale, Ariz.

Year	Avg	GP-GS	AB	R	H	2B	3B	HR	RBI	BB	SO	SB-ATT
2002....	.128	30-12	39	6	5	0	0	0	2	4	12	0-0
2003....	.341	39-25	85	26	29	4	0	1	24	11	11	1-1
TOTAL...	.274	69-37	124	32	34	4	0	1	26	15	23	1-1

Mike Guerrero, 1B/OF

30

SEASON/CAREER HIGHLIGHTS:

- Hitting .389 with 28 hits (12 2B), 18 runs scored and 21 RBI in 35 games.
- Was 1-for-3 with second HR in series clinching win over USC (3/30).
- Started two games vs. UCLA recording four hits (4-for-11).
- Hit first career home run with three-run HR vs. Penn State (2/28).
- Nearly half of his 28 hits are doubles (12). Hit three vs. Oklahoma (3/15).
- Hit .800 (8x10) in first action as a Sun Devil in series at UHH.
- Transfer from South Mountain CC who redshirted in 2002.

Year	Avg	GP-GS	AB	R	H	2B	3B	HR	RBI	BB	SO	SB-ATT
2003....	.389	35-11	72	18	28	12	2	2	21	6	11	0-0
TOTAL...	.389	35-11	72	18	28	12	2	2	21	6	11	0-0

Bryce Kartler, LHP/DH

27

SEASON/CAREER HIGHLIGHTS:

- Senior two-way player who pitches and plays center field.
- Struck out four and did not allow a hit in two-inning start at UHH (1/19).
- Overall is 0-0 with a 8.03 ERA in 12.1 IP this year.
- Has a 1.86 ERA giving up only two ER in last 12 appearances (9.2 IP).
- Has also seen action as a DH going 1-for-16 with 4 runs scored this year.
- Owns a career 4-5 record and 5.94 ERA in 67 career appearances on the mound.

Year	ERA	W-L	App	GS	CG	SHO/CBO	SV	IP	H	R	ER	BB	SO
2000....	6.61	0-1	9	2	0	0/0	1	16.1	22	14	12	14	19
2001....	5.77	0-0	22	2	0	0/0	4	39.0	47	31	25	21	41
2002....	5.46	4-4	19	9	0	0/0	0	62.2	55	46	38	37	56
2003....	8.03	0-0	17	1	0	0/0	0	12.1	10	11	11	10	20
TOTAL...	5.94	4-5	67	14	0	0/0	5	130.1	134	102	86	82	136

Jeff Larish, 1B/3B

11

SEASON/CAREER HIGHLIGHTS:

- Golden Spikes and National College Player of the Year Candidate.
- Has started 41 games at first base and three games at third base.
- Among the national leaders with 72 RBI and 57 walks this year.
- Currently ranks fifth nationally with 1.60 RBI per game.
- Riding a season and career-high tying nine-game hitting streak (13x39).
- Leads Pac-10 with 72 RBI (1.60 per game) and is second with 14 HR.
- Hitting .367 (58x158) with 60 runs, 11 doubles and two triples.
- Leads Pac-10 with 57 walks (1.27 per game) and a .534 OB%.
- Hit fourth grand slam of the year vs. UCLA (4/19) to break ASU single season record set by John Hudgens in 1978.
- Went 4-for-15 (.267) vs. UCLA and is hitting .265 (13x49) in Pac-10 play.
- Has recorded 17 multi-hit and 14 multi-RBI games this year.
- Started the season with a nine-game hitting streak (.517, 15x29, 5 HR).
- Was 3-for-4 with two home runs and nine RBI vs. SDSU (1/26). His nine RBI tied the 13-year-old school record set by Tommy Adams in 1990.
- In ASU's first 15 games he had more RBI than he had all of last year (24).
- A career .350 batter with 100 hits, 15 doubles and 17 home runs.
- Recorded 100th career hit with a grand slam vs. UCLA (4/19).
- Put on 15 pounds during offseason and has unlimited power potential.
- Hit .328 with three home runs and 24 RBI as a freshman in 2002.
- Drafted in 32nd round of 2001 draft by Chicago Cubs.

Year	Avg	GP-GS	AB	R	H	2B	3B	HR	RBI	BB	SO	SB-ATT
2002....	.328	34-33	128	31	42	4	3	3	24	29	19	0-1
2003....	.367	45-44	158	60	58	11	2	14	72	57	31	2-2
TOTAL...	.350	79-77	286	91	100	15	5	17	96	86	50	2-3

Matt Leaf, RHP

22

SEASON/CAREER HIGHLIGHTS:

- Redshirt freshman who had Tommy John surgery in Oct. 2001.
- Saw first action as a Sun Devil in start vs. Hawaii-Hilo (1/18).
- Is 0-0 with 2.70 ERA in 6.2 IP this year (5 H, 2 R, 2 ER, 3 BB, 4 K's).
- Has developed a side-arm delivery in the last month.

Year	ERA	W-L	App	GS	CG	SHO/CBO	SV	IP	H	R	ER	BB	SO
2003....	2.70	0-0	6	1	0	0/1	0	6.2	5	2	2	3	4
TOTAL...	2.70	0-0	6	1	0	0/1	0	6.2	5	2	2	3	4



Sun Devil Baseball 2003

Sun Devil Player Updates

Jered Liebeck, RHP

47

SEASON/CAREER HIGHLIGHTS:

- Pac-10 Pitcher of the Year and All-American Candidate.
- 7-0 with league best 2.55 ERA and 42 K's in 60.0 IP this year.
- Pac-10 leader with 2.55 ERA and is 10th with 60.0 IP.
- Has given up only one run and eight hits in last 10.1 IP.
- Threw a CG three-hit shutout with 2 K's vs. LBSU (2/1).
- Named Collegiate Baseball and NCBWA National Pitcher of the Week and Pac-10 Pitcher of the Week (2/4) after three-hit shutout vs. LBSU.
- Owns a career 12-4 record and 4.07 ERA in 44 games (26 starts).
- In Pac-10 play owns a 4-1 career record with a 5.16 ERA.
- Named 2002 Pac-10 Honorable Mention after going 2-1.
- Drafted in the 45th round of 1999 MLB draft by Arizona Diamondbacks.

Year	ERA	W-L	App	GS	CG	SHO/CBO	SV	IP	H	R	ER	BB	SO
2000....	5.55	2-2	10	5	0	0/0	0	24.1	30	19	15	9	12
2001....	4.40	1-1	7	3	0	0/0	0	14.1	20	8	7	4	10
2002....	5.20	2-1	14	7	0	0/0	1	45.0	53	29	26	16	38
2003....	2.55	7-0	13	11	1	1/1	0	60.0	62	20	17	16	42
TOTAL...	4.07	12-4	44	26	1	1/1	1	143.2	165	76	65	45	102

Javy Lopez, RHP

3

SEASON/CAREER HIGHLIGHTS:

- Has seen action in 10 games with a 1-0 record and 3.09 ERA in 11.2 IP.
- Recently returned to team after being suspended for breaking team rules.
- Junior transfer from El Paso Community College.

Year	ERA	W-L	App	GS	CG	SHO/CBO	SV	IP	H	R	ER	BB	SO
2003....	3.09	1-0	11	0	0	0/1	0	11.2	14	4	4	2	6
TOTAL...	3.09	1-0	11	0	0	0/1	0	11.2	14	4	4	2	6

Robbie McClellan, RHP

15

SEASON/CAREER HIGHLIGHTS:

- Is 5-0 with a 4.17 ERA and 46 K's in 41.0 IP.
- Earned win vs. GCU (4/7) giving up one hit and 7 K's in 5.0 IP.
- 2-0 with a 2.81 ERA in four starts this year (16.0 IP).
- Gave up four runs and six hits in three innings in last start vs. UCLA (4/18).
- Owns a career 12-6 record with 137 K's in 138.0 IP as a Sun Devil.
- Finished fourth in the Pac-10 in 2002 with 91 K's in 104.1 IP.
- Transferred from Seward County CC in Liberal, Kan.
- 2001 NBC Summer All-American with Liberal Beejays.
- Collects baseball cards and wears #15 for his idol Tim Hudson.

Year	ERA	W-L	App	GS	CG	SHO/CBO	SV	IP	H	R	ER	BB	SO
2002....	4.73	7-6	21	14	2	1/0	1	97.0	94	59	51	51	91
2003....	4.17	5-0	18	4	0	0/1	0	41.0	40	20	19	28	46
TOTAL...	4.57	12-6	39	18	2	1/1	1	138.0	134	79	70	79	137

Frank Mesa, INF

32

SEASON/CAREER HIGHLIGHTS:

- Sophomore left-handed hitter who can play third, second or shortstop.
- Currently seventh in the Pac-10 with .496 on-base percentage.
- Third on the team in hitting at .387 (36-for-93) with six doubles.
- Hit .400 (4-for-10) in series vs. UCLA and is 7-for-20 (.350) in Pac-10.
- Has recorded 10 multi-hit games and two multi-RBI contests.
- Went 4-for-6 with three RBI and two-run HR in 17-6 win over BYU (2/7).
- Hit .406 with 16 doubles, 6 triples and 9 HR at Arizona Western in 2002.

Year	Avg	GP-GS	AB	R	H	2B	3B	HR	RBI	BB	SO	SB-ATT
2003....	.387	37-23	93	29	36	6	0	1	17	19	10	2-2
TOTAL...	.387	37-23	93	29	36	6	0	1	17	19	10	2-2

Dustin Pedroia, SS

2

SEASON/CAREER HIGHLIGHTS:

- 2003 Pac-10 Player of the Year and All-America candidate.
- Named one of 25 players on initial Golden Spikes Award Watch List.
- Could be ASU's best defensive shortstop in school history.
- Looking to become only 14th player in modern ASU history to hit over .400.
- Leads the Pac-10 with 28 doubles and is now just two off the school record of 30 set by Chris Bando in 1978. Also just three off the Pac-10 record of 31 set by Washington State's Mike Kinkade in 1994.

- Ranks third in the Pac-10 in hitting at .413 and leads with 85 hits.
- Also ranks second with 53 runs scored and ninth with .481 OB%.
- Already has 29 multi-hit games this year to lead the team.
- Has had three different hitting streaks of 10 or more games this year.
- Has a current four-game hitting streak going 7-for-20 (.350).
- Has started all 106 games of ASU career and all 48 games in 2003.
- Hitting .440 (81x184) in games as ASU's leadoff hitter and only .182 (4x22) in four games when batting in No. 2 or No. 3 hole.
- Tied career high with 4-for-6 game against Notre Dame (2/23).
- Also had four hits vs. UCLA (4/19) in 17-1 win over Bruins.
- Recently had 17-game hitting streak snapped (.472, 34-for-72, 10 2B, 13 RBI).
- Named tournament MVP in Coca-Cola Classic going 5-for-12 (.417).
- Had his 22-game hitting streak snapped vs. LBSU (2/2). The streak spanned over the last 11 games of 2002 and first 11 of 2003. He was 41-for-105 (.390) during the streak.
- Has a hit in 45 of ASU's 48 games and 56 of 59 games dating back to 2002.
- Set ASU freshman school record for hits in 2002 with 82.
- Named Freshman All-American and First-Team All-Pac-10 in 2002.
- A career .378 hitter with 41 2B, 3 3B and 4 HR (56 multi-hit games).
- Hitting .379 in Pac-10 play for career (61x161) and .333 (5x15) vs. WSU.
- Has made every start of his Sun Devil career (106 consecutive games).
- Starting shortstop for USA Baseball National Team in 2002 Summer.
- Uncle is current University of Washington Defensive Coordinator Phil Snow.
- Hails from Woodland, Calif., and is a huge Sacramento Kings fan.
- No. 36 prospect for college class of 2004 by *Baseball America*.
- Favorite baseball player is former Sun Devil and Sacramento native Fernando Vina.

Year	Avg	GP-GS	AB	R	H	2B	3B	HR	RBI	BB	SO	SB-ATT
2002....	.347	58-58	236	51	82	13	2	1	45	24	19	5-9
2003....	.413	48-48	206	53	85	28	1	3	38	25	12	2-4
TOTAL...	.378	106-106	442	104	167	41	3	4	83	49	31	7-13

Ryan Schroyer, RHP

12

SEASON/CAREER HIGHLIGHTS:

- All-American and Pac-10 Pitcher of the Year candidate.
- Is 4-2 with seven saves and 1.10 ERA in 32.2 IP this year (43 K's).
- Gave up just three hits and struck out five in season-high 4.2 innings to record no-decision in 13-inning loss to UCLA (4/18).
- Earned win over Stanford (3/22) with 3.0 IP giving up only one hit.
- Named Pac-10 Pitcher of the Week (2/25) after 4.0 scoreless IP vs. ND.
- Moved into 5th place in ASU career record books with 15th career save with 1.2 IP vs. USC (3/30) to seal series win over Trojans.
- Including summer season in Alaskan League, Schroyer is 5-2 with 14 saves and a 0.71 ERA in last 51.0 innings pitched. (64 K's)
- 2nd team preseason All-American by NCBWA and third-team by Collegiate Baseball.
- Is 10-5 with 15 saves and a 3.18 ERA and 138 K's in 121.2 career IP.
- Is 7-2 with a 1.38 ERA (84 K's) in 72.0 IP as a reliever in last two years.
- Second the Pac-10 with 8 saves and led the league with 2.37 ERA in 2002.
- Invited to 2002 USA Baseball National Team Trials.
- Named second-team Summer All-American with Alaska Goldpanners. He had six saves and 0.00 ERA leading team to NBC World Series title.
- Named No. 3 prospect in Alaskan League by *Baseball America*.
- Member of USA Junior National Team in high school (CDO in Tucson).
- Drafted in 16th round in 2000 MLB draft by Detroit Tigers.

Year	ERA	W-L	App	GS	CG	SHO/CBO	SV	IP	H	R	ER	BB	SO
2001....	7.31	2-2	13	7	0	0/1	0	28.1	28	23	23	22	29
2002....	2.37	4-1	25	4	0	0/1	8	60.2	50	18	16	35	75
2003....	1.10	4-2	22	0	0	0/0	7	32.2	29	5	4	10	34
TOTAL...	3.18	10-5	60	11	0	0/2	15	121.2	107	46	43	67	138

Mark Sopko, RHP

41

SEASON/CAREER HIGHLIGHTS:

- Is 3-2 with a 2.74 ERA in 42.2 IP (35 K's).
- Has allowed five ER in last five outings (5.1 IP).
- Has made 18 pitching appearances with six starts.
- Is 2-0 with a 1.23 ERA as a starter and 1-2 with 4.35 ERA as reliever.
- ASU's opening day starter vs. UHH (1/16).
- Threw 7.0 scoreless innings with career-high five K's in win over Gonzaga in the first game of Coca-Cola Classic. Named to all-tourney team.



Sun Devil Baseball 2003

Sun Devil Player Updates

- Was 2-2 with one save and 5.56 ERA during redshirt freshman year of 2002.
- Named No. 9 prospect in Northwoods League with Madison Mallards.
- Had stellar prep career in baseball and football at Joliet (Ill.) Catholic.
- For his career is 5-4 with a 3.99 ERA with 61 K's in 76.2 IP.

Year	ERA	W-L	App	GS	CG	SHO/CBO	SV	IP	H	R	ER	BB	SO
2002....	5.56	2-2	25	0	0	0/0	1	34.0	33	25	21	17	26
2003....	2.74	3-2	18	6	0	0/3	0	42.2	44	14	13	10	35
TOTAL...	3.99	5-4	43	6	0	0/3	1	76.2	77	39	34	27	61

Ben Thurmond, RHP

40

SEASON/CAREER HIGHLIGHTS:

- All-Pac-10 and All-America candidate.
- Senior transfer who is 4-0 with 2.68 ERA and 44 K's in 50.1 IP.
- Coming off best start of 2003 giving up one run and striking out seven in season-high 7.0 innings in 17-1 win over UCLA (4/19).
- Ranks second in Pac-10 behind teammate Jered Liebeck with 2.68 ERA.
- Also fourth in league with opponents hitting only .249 off him.
- Has given up only two earned runs in last three starts (14.2 IP).
- In starts this year is 2-0 with a 3.19 ERA. 2-0 with 0.00 ERA as a reliever.
- Had a strong 6.1 IP start with 5 K's vs. Stanford (3/24).
- Struck out season high eight batters vs. Utah (3/8).
- Played 2000-2002 at Winthrop College in South Carolina.
- All-American in 2001 after going 14-3 with 2.88 ERA and 148 K's.
- Played for Team USA in summer of 2001 with ASU's Mike Esposito.
- Drafted in the 24th round of the 2002 MLB draft by the Chicago Cubs.

Year	ERA	W-L	App	GS	CG	SHO/CBO	SV	IP	H	R	ER	BB	SO
2003....	2.68	4-0	13	9	0	0/2	0	50.1	48	18	15	14	44
TOTAL...	2.68	4-0	13	9	0	0/2	0	50.1	48	18	15	14	44

Beau Vaughan, RHP

26

SEASON/CAREER HIGHLIGHTS:

- Overall 6-3 with 4.17 ERA and leads team with 75 K's (2nd in Pac-10).
- Is 2-1 with a 5.21 ERA as a starter and 4-2 with 4.50 ERA as a reliever.
- Struck out career-high 10 out of the bullpen (5.1 IP) in loss to UCLA (4/17).
- Scattered just three hits in 6.0 IP out of the bullpen to pick up win vs. Cal (4/13).
- Pitched four scoreless vs. Wichita State (3/18) with 7 K's for win.
- Picked up win in first start with 8 K's in 5.0 IP vs. Oklahoma State (2/15).
- Picked up win vs. UHH (1/17) with 9 K's in 4.2 innings of relief.
- During game vs. UHH struck out eight straight for second most in ASU history.
- Senior transfer from New Orleans. Played JC baseball at South Mountain CC and Phoenix College. Prepped at Glendale's Mountain Ridge HS.
- Drafted in the 39th round of the 1999 MLB draft by the Minnesota Twins.
- Full named is William Lee Vaughan III.

Year	ERA	W-L	App	GS	CG	SHO/CBO	SV	IP	H	R	ER	BB	SO
2003....	4.71	6-3	19	4	0	0/2	0	63.0	60	42	33	20	75
TOTAL...	4.71	6-3	19	4	0	0/2	0	63.0	60	42	33	20	75

Nick Walsh, 2B/OF/DH

20

SEASON/CAREER HIGHLIGHTS:

- Versatile junior who has a knack for getting on base.
- Has made 10 starts this year with five coming in the last five games.
- Ranks sixth in Pac-10 with .500 on-base percentage.
- Has been on a tear as of late going 11-for-19 (.579) in last five games.
- Raised season average over 100 points from .236 to .344 in last five games.
- Overall is hitting .344 (21-for-61) with three doubles and 11 RBI.
- Has four multi-hit games in the last five contests.
- Returned home to Bay Area and went 6-for-8 (.750) in two games vs. Cal.
- Recorded four walks and scored three runs in series vs. BYU.
- Prototypical Pat Murphy type player who hustles and is scrappy.
- Is a career .273 hitter with a .472 on-base percentage.
- Spent prep career at football powerhouse De la Salle in Calif.
- Brother Patrick played college football/baseball at San Jose State and Texas.

Year	Avg	GP-GS	AB	R	H	2B	3B	HR	RBI	BB	SO	SB-ATT
2001....	.264	44-21	91	26	24	3	0	1	15	31	9	2-5
2002....	.219	41-14	64	19	14	2	0	0	9	20	12	4-5
2003....	.344	37-10	61	17	21	3	1	0	11	14	6	1-2
TOTAL...	.273	122-45	216	62	59	8	1	1	35	65	27	7-12

Jeremy West, DH/C/1B

8

SEASON/CAREER HIGHLIGHTS:

- Hitting .333 (39-for-117) with 41 runs scored and 35 RBI.
- Ranks tied for sixth with nine home runs this year.
- Has not hit a home run since March 14 vs. Oklahoma.
- Raised average from .216 to .333 by going 28-for-66 in last 25 games.
- Went 4-for-5 with RBI in 17-1 win over UCLA (4/19).
- Earned third career Pac-10 Player of the Week honors (3/25) after going 5-for-9 with three home runs and 10 RBI. Hit third Pac-10 POW honor.
- Went 3-for-4 with four runs scored and two home runs vs. ND (2/22).
- ASU's active career leader with 28 home runs.
- Named first-team All-Pac-10 in 2002 after leading league with 70 RBI and belting team-high 13 home runs.
- A career .335 hitter (156x465) with .617 slugging percentage.
- His .617 slugging percentage is currently 12th best in ASU history.
- Three-time Pac-10 Player of the Week.
- Third-team preseason All-American selection by *Collegiate Baseball*.
- His eight RBI vs. Portland last year are the second most in single-game history.
- Named No. 89 prospect for 2003 college class by *Baseball America*.

Year	Avg	GP-GS	AB	R	H	2B	3B	HR	RBI	BB	SO	SB-ATT
2001....	.307	49-35	140	34	43	8	4	6	34	21	23	2-3
2002....	.356	56-56	208	55	74	18	4	13	71	29	31	0-0
2003....	.333	43-35	117	41	39	5	0	9	35	31	21	2-4
TOTAL...	.335	148-126	465	130	156	31	8	28	140	81	75	4-7

Dennis Wyrick, 3B

5

SEASON/CAREER HIGHLIGHTS:

- Overall is hitting .349 with 44 hits and 24 RBI in 40 games (26 starts).
- Has recorded 11 multi-hit games and nine multi-RBI contests.
- Tied career high with three RBI vs. USC (3/28).
- Struggled as of late going 5-for-21 (.238) in last five games.
- In 16 games prior to Cal series he hit .397 (25-for-63) with four doubles.
- Scored winning run in 6-4 win over Utah after bunt single with two outs.
- Plated winning run in 11th inning with bases loaded single vs. Stanford. (3/22).
- Was 3-for-3 vs. SDSU and 3-for-7 vs. LBSU.
- His three-run home run vs. UHH (1/17) was his first career home run coming in his 413th career at-bat.
- A career .360 hitter in Pac-10 play (73-for-203) with seven doubles.
- Broke out of 0-for-15 career slump vs. USC going 5-for-16 (.313).
- A career .338 hitter with 180 hits and 53 multi-hit games in 170 games.
- Was ASU's starting SS as a freshman in 2000 and has moved to 3B.
- Was a top high school football defensive back who was highly recruited.
- Attended Bishop Amat High School in Southern California.
- Played for USA Baseball Junior National Team during prep career.

Year	Avg	GP-GS	AB	R	H	2B	3B	HR	RBI	BB	SO	SB-ATT
2000....	.317	53-51	161	42	51	2	2	0	29	19	31	4-6
2001....	.360	52-46	172	31	62	8	0	0	27	22	29	4-6
2002....	.315	25-24	73	11	23	4	0	0	10	6	12	3-3
2003....	.349	40-26	126	27	44	5	1	1	24	9	18	5-6
TOTAL...	.338	170-147	532	111	180	19	3	1	90	56	90	16-21



Sun Devil Baseball 2003

Inside the Numbers

2	Times ASU has hosted an NCAA Regional in last three years.
5	NCAA National Championships won by the Sun Devils.
7	Consecutive hits by Junior OF Andre Ethier over two games vs. Hawaii-Hilo.
8	Consecutive K's by senior Beau Vaughan vs. UHH (1/17) to ranks second in ASU record books.
8	Number of Sun Devils who have played for USA Baseball National Team since 1984.
11	Preseason Baseball America top 50 Teams ASU will play in '03.
15	Career saves by junior closer Ryan Schroyer which is tied for fifth in ASU's career record books.
16	Players on the 2003 squad that have been drafted by MLB.
18	Number of times ASU has played in the College World Series.
28	Number of career home runs by junior DH/C Jeremy West.
72	Number of RBI by first baseman Jeff Larish in the first 15 games of the year.
71	Consecutive polls ASU has been ranked in at least one national poll.
77	Number of former Sun Devils who have played in Major League Baseball.
167	Number of career hits by So. Shortstop Dustin Pedroia.
345	Number of wins in head coach Pat Murphy's nine seasons as the skipper of the Sun Devils.
413	Career at-bat in which senior Dennis Wyrick hit his first home run as a Sun Devil.
481	ASU's active NCAA record consecutive games scoring streak dating back to 1995.
1,181	Number of combined MLB home runs by former Devils Barry Bonds and Reggie Jackson.

West Looking To Get Back in Lineup:

Junior designated hitter Jeremy West has been one of ASU's hitters as of late going 28-for-66 (.424) in his last 25 games to raise his season batting average all the way from .216 to its current mark of .333. Although he hasn't hit a home run since March 14 vs. Oklahoma, ASU's active leader with 28 career long balls has been getting hits when he is in the lineup. West started Saturday in the series finale vs. UCLA tying a career high with four hits and is expected to see time either at first base (his starting spot in 2002) or at designated hitter in the coming Washington State series.

Travis Buck Hits For The Cycle:

Freshman outfielder Travis Buck went 5-for-5 with even RBI and hit for the cycle in ASU's 19-0 win over Southern Utah (3/7). He became only the seventh Sun Devil in recorded history to record the elusive cycle and became the first freshman in Pac-10 history to hit for the cycle. Buck capped his perfect night with a grand slam home run as part of an eight-run sixth inning to become ASU's first player to hit for the cycle since Mitch Jones on May 21, 2000 at Arizona. Buck, ASU's normal starting left fielder who was making only his second start in right field, had a single in the first, a double in the third and a triple in the fifth before connecting on his second home run of the year for the cycle. He also added a run-scoring single in the fourth and tied a career high with two stolen bases. For the season Buck, who was named the Pac-10 Player of the Week after going 8-for-11 (.727) vs. USC, is hitting .371 (63-for-170) with 11 doubles and three home runs. Below is a list of ASU player who have hit for the cycle:

Travis Buck

Mitch Jones
Dan McKinley
Antone Williamson
Kevin Higgins
Todd Brown
Paul Ray Powell

March 7, 2003 vs. Southern Utah

May 21, 2000 vs. Arizona
April 1, 1997 vs. Grand Canyon
May 27, 1993 vs. George Mason
May 1, 1988 vs. UCLA
March 18, 1984 vs. USC
March 21, 1969 vs. Michigan

Schroyer Ranks Fifth in ASU History With 15 Career Saves:

Junior closer Ryan Schroyer has been all but unstoppable in 2003 out of the bullpen. The hard-throwing right-hander is 4-2 with seven saves this year and has a 1.10 ERA allowing only four earned runs to score in his 32.2 innings pitched. The preseason All-American has scattered 29 hits in his 22 outings and has struck out 34 batters. He is coming off a season-high outing of 4.2 innings in which he kept ASU close giving up only one run and three hits in ASU's 8-7 loss in 13 innings. The save over USC (3/30) in which he scattered three hits in 1.2 innings moved him into fifth place in the ASU career record books with his 15th career save. Including his summer All-American season with the NBC World Series Champion Alaska Goldpanners, Schroyer is 5-2 with 14 saves in his last 50.2 IP (64 K's). After recording eight (8) as the league's top pitcher (2.37 ERA) in 2002, Schroyer is looking to continue to move up the charts. Here is a look at ASU's top save leaders in school history:

ASU's Career Saves Leaders:

1. Doug Nurnberg, 1965-67 25
2. Kevin Dukes, 1978-81 20
3. Noah Peery, 1993-94 17
4. Ryan Bradley, 1995-97 16
5. Ryan Schroyer, 2001-P 15

Pitching To Near Perfection:

A big reason behind ASU's stellar 39-9 season is because of the Chris Sinacori led pitching staff. Through 48 games the pitchers have combined for a Pac-10 best 3.44 ERA while striking out 393 and walking 159. On 25 different occasions the staff has combined to walk three or less batters, including not allowing a walk in three games, most recently in a 10-2 win over Grand Canyon. ASU's pitchers have also combined to strike out eight or more batters in 27 games, including a season-high 16 vs. Utah (3/8) and vs. UCLA (4/18). The starters have been especially hot, combining to go 21-2 with a 3.34 ERA, while the relievers are 18-7 with seven saves and a 3.54 ERA. Seniors Jered Liebeck and freshman lefty Erik Averill lead the team with seven wins each. ASU ranks 18th nationally in pitching with a 3.44 ERA. The lowest combined team ERA during the eight-year Pat Murphy era (1995-P) was 4.40 by last year's team.

Sun Devils Hot at the Plate:

The Sun Devils are leading the Pac-10 in hitting with a team .347 batting average and rank fourth nationally averaging 10 runs per game. ASU has recorded 10 or more hits in 36 of its 48 games and is averaging 12.48 hits per game. The Devils also lead the conference in runs scored with 478. Dustin Pedroia leads the team in hitting at .413 (85-for-206) and sophomore first baseman Jeff Larish leads the team with 72 RBI and 14 home runs. ASU has already hit 54 home runs, already surpassing the entire season total of 38 hit in 58 games in 2002. As a team ASU has combined to record 167 multi-hit games (led by the 29 from Pedroia) and 105 multi-RBI contests (led by the 14 from Larish).

Catching Position Turing Into a Real Battle:

The catching battled between sophomores Tuffy Gosewisch and Joel Bocchi has been about as even as possible. Gosewisch has the small edge with 25 starts compared to Bocchi's 22 starts. Gosewisch has started 10 of the last 12 games and is hitting .341 (29-for-85) with 24 RBI and one home run. Gosewisch, whose brother Chip was a Sun Devil from 1996-99, is coming off a good weekend vs. UCLA going 4-for-6 (.667) while hitting his first career home run. Bocchi started the season on a tear hitting over .400 until the Notre Dame series, but has cooled off as of late to bring his season average down to .338 (26-for-77) with two home runs and 20 RBI.



Sun Devil Baseball 2003

Not a Bad To Have Him on the Bench:

When Jeff Larish went down with back spasms, inserting Mike Guerrero into the lineup was not a hard decision to make. Guerrero, a junior who transferred to ASU in 2001 and redshirted last year, responded by hitting .375 (6-for-16) with six doubles with Larish out of the lineup. For the season Guerrero is second on the team in batting at .389 (28-for-72) with 12 doubles, two triples, two home runs and 21 RBI. Guerrero has made 11 starts this year, with two coming in the last two games against UCLA.

Multi-Hit Madness:

Led by the 29 from Dustin Pedroia, nine different Sun Devils have 10 or more multi-hit games to their credit this year. Amazingly, Pedroia has recorded 21 two-hit games, five three-hit contests and three four-hit affairs for his 29 multi-hit games. Jeff Larish (17), Andre Ethier (17), Steve Garabrants (16), Travis Buck (16), Dennis Wyrick (11), Tuffy Gosewisch (11), Frank Mesa (10) and Jeremy West (10) all have 10 or more multi-hit games. Last year seven Sun Devils finished the season with 10 or more multi-hit games, led by the 27 from Pedroia.

The Big Inning:

The Sun Devils have been a scoring machine this year ranking third in the nation averaging 10 runs per game this year (ranked fourth in the NCAA). ASU has also proven to be an explosive team at the plate, recording 115 big innings (2 or more runs). The team has also recorded 25 innings when they score five or more runs. ASU's biggest run production in a single frame has been nine runs on two different occasions, most recently with a two-out rally in the 14-8 win over Notre Dame (2/23).

Attendance Marks Impressive at Packard Stadium:

Arizona State is always in the national top 10 for attendance marks when playing at Packard Stadium and once again fans keep coming through the turnstile in 2003. In ASU's 30 home games this year, the Devils are averaging a home crowd of just under 3,000 (2,858) with a total of 85,762 fans attending the games. ASU's largest single-game crowd was the series opener vs. Oklahoma (4,155). The home season opener vs. San Diego State also had a good crowd drawing 3,972 fans. ASU also had 10,043 attend the three-game series against San Diego State and 7,008 attend the two games against Notre Dame. The Oklahoma three-game series had a total of 10,861 fans for the three-game set, while the largest three-game crowd was established vs. Stanford with 10,889 turning out for the series.

Perrault Takes His Shirt Off:

Junior right-handed pitcher Josh Perrault was scheduled to use the 2003 season as a redshirt season, but after having success in practice, Perrault will become a key factor in the ASU bullpen for the rest of the season. He made his 2003 debut vs. Stanford (3/23) with one scoreless inning. Perrault was 0-0 with a 6.97 ERA in nine games (2 starts) as a sophomore in 2002.

Two Out Rallies:

Over the last two years the Sun Devils have had a flare for scoring runs with two outs. In 2002 the Devils scored 232 of their 450 total runs (52%) with two outs. ASU is back at it again in 2003 scoring 189 of their 478 runs (39%) after two outs have been recorded. During the season-high nine-run sixth inning that led to ASU's 14-8 come-from-behind victory over Notre Dame (2/23), all nine runs came with two outs after a full-count walk to Jeff Larish. Larish leads the team with 29 two-out RBI, while catcher Tuffy Gosewisch leads the team hitting .414 (12x29) with two outs. As a team the Devils are batting .322 (177x549) after two outs have been recorded.

Home Sweet Home:

ASU returns to Packard Stadium in 2003 after playing in Mesa (Hohokam Park) in 2002. The Devils recorded their 800th career victory at Packard Stadium (3/1 vs. PSU) and have an all-time 808-230-1 dating back to 1974. ASU will play 40 of its 62 games in the state of Arizona and 37 at Packard Stadium this year. After playing nine of its first 12 games on the road, the Devils spent nearly the entire months of February and March in the state of Arizona with only three games away from Packard Stadium at the new spring training facility of the Texas Rangers/Kansas City Royals in Surprise. After going 29-10 in designated home games last year, the Devils are 23-7 at home this year now have a combined 156-50-1 (.756) home record in the last five years dating back to 1998. ASU is hitting .342 with 38 home runs in 30 home games and pitching for a 3.76 team ERA on the mound.

Arizona State in Home Games (1998-2003):

2003:	23-7
2002:	29-10
2001:	25-9-1
2000:	33-8
1999:	27-7
1998:	19-9
Total:	156-50-1

Buck and Bosch Among Fab 50 Freshmen:

ASU's freshman outfield tandem of Travis Buck and Ryan Bosch has both been tabbed as part of Baseball America's Freshman Fab 50 prior to the start of the 2003 season. Buck, a 23rd round draft choice of the Seattle Mariners last June, is ranked No. 25 on the list. Buck has started 43 of ASU's 45 games and is hitting .380 with two home runs and 35 RBI. Bosch, ranked No. 41, has started 26 games in center field and is hitting .202 with 20 hits, three home runs and 22 RBI.

How ASU Ranks In the Pac-10

Team Offensive Rankings:

Avg.	347	1st
Runs	478	1st
Hits	599	1st
Doubles	121	1st
Triples	14	4th
Home Runs	54	t-1st
RBI	443	1st
OB %	452	1st
SLG %	527	2nd
FLD %	971	3rd

Team Pitching Rankings:

ERA	3.44	1st
Strikeouts	393	1st
Wins	39	1st
Saves	7	t-6th
Opposing Avg.	256	2nd
Innings Pitched	426.2	1st
Walks	159	8th

Pac-10 Individual Rankings

Jeff Larish

Slugging %	728	2nd
On Base %	534	t-2nd
Runs	60	1st
Hits	58	8th
RBI	72	1st
Home Runs	14	2nd
Total Bases	115	3rd
Walks	57	1st

Dustin Pedroia

Batting	413	3rd
Hits	85	1st
Doubles	28	1st
At Bats	206	1st
Total Bases	124	1st
On Base %	481	9th
Runs	53	2nd
RBI	38	10th

Steve Garabrants

RBI	44	5th
Doubles	14	6th
Stolen Bases	17	t-1st

Nick Walsh

On Base %	500	6th
----------------	-----	-----

Travis Buck

Hits	63	t-4th
Runs	47	t-4th
Total Bases	89	10th

Andre Ethier

RBI	41	7th
Hits	62	6th

Jeremy West

On Base %	509	4th
Home Runs	9	t-6th
HBP	11	2nd

Erik Averill

ERA	3.36	4th
Opponents Avg.	258	7th
Wins	7	t-2nd

Ryan Schroyer

Saves	7	t-1st
Relief Appearances	22	t-1st
Games Finished	19	1st

Jered Liebeck

ERA	2.55	1st
Wins	7	t-1st
Innings Pitched	60.0	10th

Beau Vaughan

Strikeouts	75	2nd
-----------------	----	-----

stats as of 4/20/03



Sun Devil Baseball 2003

Media Information:

Baseball Contact: Jeff Evans
SID Phone: (480) 965-6592
Evans' Direct Line: (480) 965-6594
SID Fax: (480) 965-5408
Evans' E-Mail: Jeff.Evans@asu.edu
Website: www.TheSunDevils.com
Mailing Address:
 Carson Center Room 131
 Media Relations
 Arizona State University
 Tempe, AZ 85287-2505

Interviews:

All interviews with players and the coaching staff need to be cleared through the ASU media relations office and Jeff Evans. If you wish to talk to any Sun Devil player or head coach Pat Murphy, please contact Evans via the above information.

Media Guides:

Media guides will be available to working press only and can be purchased by fans at home games at Packard Stadium for \$7. Press guides will not be distributed to fans from the press box or the media relations office. The 2003 ASU Baseball Media Guide is also available online at www.thesundevils.com in .pdf format.

Game Notes and Statistics:

Game notes and statistics will be distributed to all working media and scouts on game days at Packard Stadium. Copies will also be made available in the press box. The statistics are for working press, scouts and coaches only. A complete statistical book containing box scores, play-by-play and game notes will also be available in the press box for working media following each home game. All information will be made available to fans and ASU supporters through the school's official athletic website, www.TheSunDevils.com.

Live Stats:

While only certain games can be accessed by radio either through the internet or in the greater Phoenix area, every home game and selected road games can be tracked through live statistical updates on ASU's official website, www.TheSunDevils.com.



ASU Continuing To Mix Things Up:

After mixing and matching for 41 different starting batting lineups in 58 games last year, head coach Pat Murphy continues to keep the lineup fresh in 2003. Through the first 48 games of the season the Devils have mixed and matched for 44 different batting lineups and 28 different positional lineups.

Larish, Pedroia and Schroyer on Player of the Year Watch List.

Sophomores Jeff Larish and Dustin Pedroia, and junior Ryan Schroyer have been named to the Rotary Smith Award's preliminary watch list for the annual player of the year award. Amongst the 130 Division 1 college baseball players to be selected to the initial list, the ASU trio is in contention for the prestigious award that is celebrating its 16th year of honoring the nation's finest collegiate baseball player. The only Sun Devil to ever win the Smith Award was Mike Kelly in 1990. The Smith Award is conducted by the Rotary Club of Houston and benefits several charities, including the Texas Children's Hospital and the Karl Young League. Pedroia and Larish are also on USA Baseball's Golden Spikes Award watch list.

A Nice Way To Rebound:

With an overall 39-9 record heading into the Washington State series, the Sun Devils have only lost back-to-back games two times this year. After seven of their nine losses, the Devils have responded by winning the next game.

Liebeck Sweeps Pac-10 and National Pitcher of the Week Honors:

Senior RHP Jered Liebeck swept the national and Pac-10 awards (Feb. 4) after throwing a complete-game, three-hit shutout against the No. 13 Long Beach State 49ers. Liebeck struck out two and did not allow a hit past the fifth inning to improve to 2-0. He allowed only one runner reach second base and until issuing his first walk of the game in the ninth inning, had retired 10 straight LBSU batters down the stretch. The complete-game shutout (9.0 IP) was the first by a Sun Devil since Drew Friedberg one-hit Hawaii-Hilo in 1999. He was named the Collegiate Baseball and NCBWA National Pitcher of the Week and became the 45th ASU pitcher to earn Pac-10 Pitcher of the Week acclaim.

A Tough Schedule For ASU Baseball:

The Sun Devils 2003 schedule is once again be one of the toughest in the nation, which includes 11 teams that were listed on Baseball America's Preseason Top 50. The 62-game regular-season schedule also features 25 games against nine teams that advanced to the NCAA Tournament a year ago. In the recent stretch of 25 straight games in the state of Arizona (started with BYU series, ended with Stanford series), ASU hosted Oklahoma State, Oklahoma, Wichita State, Notre Dame and Stanford. ASU has already gone 15-6 against teams that advanced to the NCAA Tournament last year and is 8-5 against ranked (at least one poll) opponents. ASU currently has a No. 5 rating on Boydworld.com's ISR and a pseudo RPI of No. 22.

How They Compare To Past Years:

The Sun Devils are 39-9 through the first 48 games of the 2003 season after recording the best start in school history at 28-1. Here is a look at how the Devils have fared in games 45-55 since 1995.

Games	1995	1996	1997	1998	1999	2000	2001	2002	2003
45	30-15	28-17	28-17	31-14	32-13	35-10	29-15-1	28-17	38-7
46	31-15	29-17	29-17	31-15	32-1	36-10	30-15-1	28-18	38-8
47	32-15	29-18	30-17	32-15	32-15	37-10	30-16-1	29-18	38-9
48	32-16	29-19	31-17	32-16	32-16	37-11	31-16-1	30-18	39-9
49	33-16	30-19	31-18	33-16	32-17	37-12	32-16-1	31-18	---
50	33-17	30-20	31-19	33-17	33-17	38-12	33-16-1	31-19	---
51	33-18	31-20	32-19	33-18	33-18	39-12	34-16-1	32-19	---
52	34-18	32-20	33-19	33-19	34-18	40-12	34-17-1	33-19	---
53	34-19	33-20	34-19	33-20	35-18	40-13	35-17-1	34-19	---
54	34-20	33-21	34-20	33-21	36-18	41-13	35-18-1	35-19	---
55	34-21	34-21	35-20	34-21	36-19	42-13	36-18-1	36-19	---

Murphy's Teams Know How To Score:

A true icon of the Pat Murphy system is scoring runs. The Sun Devils have done plenty of that since he arrived in 1995. ASU has led the NCAA in scoring in two of the last five years, averaging 11.32 runs per game in 1999 and 10.97 runs per game in 2000. The Devils paced the Pac-10 in 2001, hitting at a .327 clip and averaging 8.26 runs per game to rank 17th in the nation. ASU also led the nation in batting average with a team total of .356 in 1999 and fell just percentage points shy of matching that feat a second year in a row in 2000 with a .346 mark, trailing Stony Brook by one point. During Pat Murphy's nine seasons at ASU, the Sun Devils have been a scoring machine with 4,777 runs in 519 games, averaging 9.20 runs per game and hitting at an overall .330 clip. ASU leads the Pac-10 in hitting again this year at .347 and is averaging 9.96 runs per game. Below is an offensive team breakdown of Murphy's ASU teams:

Year	G	AB	R	H	HR	BA
1995	55	1939	395	595	35	.307
1996	56	2075	552	702	73	.338
1997	61	2252	540	735	56	.326
1998	64	2277	557	723	57	.318
1999	60	2199	679	782	67	.356
2000	59	2134	647	738	86	.346
2001	58	2049	479	669	33	.327
2002	58	1994	450	618	38	.310
2003	48	1728	478	599	54	.347
Totals	519	18,647	4,777	6,161	499	.330



Sun Devil Baseball 2003

ASU And Team USA Connections:

Arizona State baseball has had a long-standing tradition of sending players to play for the USA National team during the summers. In a recent poll distributed by USA Baseball, ASU ranked No. 11 as a supplier to the National Team. ASU has had eight players don the Red, White and Blue for Team USA since 1984, with the first being Oddibe McDowell in the 1984 Olympics played at Dodger Stadium in Los Angeles. Jim Austin played for Team USA in 1990 and ASU has had five more players play with Team USA in the last five years. 1999 Pac-10 Player of the Year Willie Bloomquist played in the summer of 1998, 2000-2001 Pac-10 Player of the Year Casey Myers played in the summer of 2000 and was also a member of the Team USA Junior National Team before arriving at ASU in 1998. Current Tampa Bay Devil Ray prospect Jon Switzer was also a member of the 2000 National Team and Mike Esposito was 3-1 with a 1.56 ERA in the summer of 2001. Sophomore Dustin Pedroia played for the National Team last summer and was the starting shortstop until getting hurt near the end of the season. Current Sun Devils Dennis Wyrick and Ryan Schroyer played for the Team USA Junior teams during their respective prep careers.

Golden Spikes Common At Arizona State:

While Khalil Greene of Clemson was the recipient of the 2002 Golden Spikes award as the nation's top amateur baseball player, it should be noted that three Arizona State players have won the award. In addition to ASU, only Cal State Fullerton and Florida State have won three Golden Spikes Awards. Bob Horner, who was a standout at ASU from 1976-78, won the inaugural award in 1978. Oddibe McDowell, who was a member of the first Team USA baseball team to compete in an Olympics, won the award in 1984. Mike Kelly, who ranks second in ASU history with 46 home runs from 1989-91, won the award in 1991. In all, 12 players that have worn the Maroon and Gold have been named a Player of the Year for college baseball.

ASU Leader of the Pac When It Comes to Player of the Week:

Arizona State has amassed 46 Pac-10 Pitchers of the Week and 67 Players of the Week since 1981. That total leads all Pac-10 member schools. Senior RHP Jered Liebeck became the first Pac-10 Pitcher of the Week after his complete-game, three-hit shutout of Long Beach State (2/1) and Ryan Schroyer earned his first award on Feb. 25. Junior Jeremy West joined Schroyer as ASU swept the weekly awards on Feb. 25. Andre Ethier and West (twice) were named Pac-10 Players of the Week in 2002, while Robbie McClellan and Mike Esposito earned Pac-10 Pitcher of the Week honors last year.

Arizona State in Postseason Play:

The Sun Devil baseball program has created a dynasty in college baseball that has been matched by few. With 18 appearances in the College World Series, ASU ranks fifth for the most trips to Omaha. Arizona State has now advanced to the NCAA Tournament in 26 of the program's 44 varsity seasons (dating back to 1959), amassing an incredible 124-51 (.709) record. ASU's five National Championships rank as the second most of any NCAA school. In addition to ASU's five national championships, the Sun Devils have also turned in five second-place teams and three third-place finishes. Arizona State is 15-10 in the NCAA Tournament under ninth-year head coach Pat Murphy. In addition to advancing three straight years, ASU has been left out of the tournament only once (1999) in the last six years and played for the national championship in 1998.

Postseason Summary:

NCAA Appearances	26	Record in District 7	12-1
All-Time NCAA Record	124-51	CWS Appearances	18
Regional Appearances	19	CWS Titles	5
Regional Titles	12	CWS Runners-up	5
Record in Regionals	55-18	CWS Third-Place Finishes	4
District 7 Appearances	6	Record at CWS	55-30 (.647)
District 7 Titles	6		

NCAA Tournament Breakdown

NCAA Titles By School

1. USC	12
2. Arizona State	5
Texas	5
4. LSU	4
Miami	4

CWS Appearances

1. Texas	29
2. USC	21
3. Oklahoma State	19
Miami	19
5. Arizona State	18

College World Series Wins

1. USC	74
2. Texas	68
3. Arizona State	55
4. Miami	43
5. Oklahoma State	38

NCAA Tournament Appearances

1. Texas	46
2. Florida State	40
3. USC	35
4. Oklahoma State	32
5. Miami (Fla.)	31
9. Arizona State	26



Numerical

2	Dustin Pedroia, INF
3	Javy Lopez, RHP
4	Travis Buck, OF
5	Dennis Wyrick, 3B
6	Seth Dhaenens, INF
8	Jeremy West, C
9	Steve Garrabrants, INF
10	Rod Allen, OF
11	Jeff Larish, INF
12	Ryan Schroyer, RHP
14	Andre Ethier, OF
15	Robbie McClellan, RHP
16	Nick Cadena, OF/C
17	Ryan McKenna, OF
18	Eric Van Slyke, RHP
19	Joel Bocchi, C
20	Nick Walsh, OF/2B
22	Matt Leaf, RHP
26	Beau Vaughan, RHP
27	Bryce Kartler, LHP/OF
28	Anthony Franco, C/DH
30	Mike Guerrero, 1B
31	Ryan Bosch, OF/RHP
32	Frank Mesa, UTL
38	Josh Perrault, RHP
39	Tuffy Gosewisch, C
40	Ben Thurmond, RHP
41	Mark Sopko, RHP
45	Erik Averill, LHP
47	Jered Liebeck, RHP
48	Carlos Arguello, LHP
49	Brett Bordes, LHP
51	Justin Ehlers, LHP/OF
55	Chris Beatty, LHP
59	Aaron Klusman, RHP
60	Garrett Schoenberger, C

Alphabetical

10	Rod Allen, OF
48	Carlos Arguello, LHP
45	Erik Averill, LHP
55	Chris Beatty, LHP
19	Joel Bocchi, C
49	Brett Bordes, LHP
31	Ryan Bosch, OF/RHP
4	Travis Buck, OF
16	Nick Cadena, OF/C
6	Seth Dhaenens, INF
51	Justin Ehlers, LHP/OF
14	Andre Ethier, OF
28	Anthony Franco, C/DH
9	Steve Garrabrants, INF
39	Tuffy Gosewisch, C
30	Mike Guerrero, 1B
27	Bryce Kartler, LHP/OF
59	Aaron Klusman, RHP
11	Jeff Larish, INF
22	Matt Leaf, RHP
47	Jered Liebeck, RHP
3	Javy Lopez, RHP
15	Robbie McClellan, RHP
17	Ryan McKenna, OF
32	Frank Mesa, UTL
2	Dustin Pedroia, INF
38	Josh Perrault, RHP
60	Garrett Schoenberger, C
12	Ryan Schroyer, RHP
41	Mark Sopko, RHP
40	Ben Thurmond, RHP
18	Eric Van Slyke, RHP
26	Beau Vaughan, RHP
20	Nick Walsh, OF/2B
8	Jeremy West, C
5	Dennis Wyrick, 3B



Sun Devil Baseball 2003

Drafted Devils:

A total of 16 players on the 2003 Arizona State squad have been taken in the Major League Baseball Amateur Draft. Since the inception of the draft in 1965, ASU has had more players chosen (303), more first-round draft picks (21) and more No. 1 picks (3) than any other school in the nation. Both Bryce Kartler and Josh Perrault have been selected twice in the draft, but both times decided to stay and play college baseball. Newcomers Travis Buck, Chris Beatty, Seth Dhaenens, Ben Thurmond and Beau Vaughan have all been selected as well. ASU's three No. 1 picks were Rick Monday (1965), Floyd Bannister (1976) and Bob Horner (1978, Atlanta). No other college has had more than on No. 1 overall selection in the draft.

Player	Year	Team	Round Drafted
Rodney Allen	2000	Reds	34th round
Chris Beatty	2002	Twins	44th round
Travis Buck	2002	Mariners	23rd round
Nick Cadena	2001	Royals	42nd round
Seth Dhaenens	2002	Red Sox	50th round
Andre Ethier	2001	Athletics	37th round
Steve Garrabrants	2000	Twins	42nd round
Mike Guerrero	2000	Red Sox	36th round
Bryce Kartler	2001	Cardinals	20th round
	2002	Indians	48th round
Jeff Larish	2001	Cubs	32nd round
Jered Liebeck	1999	Diamondbacks	45th round
Josh Perrault	2000	Diamondbacks	40th round
	2001	Marlins	42nd round
Ryan Schroyer	2000	Tigers	16th round
Ben Thurmond	2002	Cubs	24th round
Beau Vaughan	1999	Twins	39th round
Dennis Wyrick	1999	Tigers	35th round

Horner Ranks Second As Collegiate Player of the Century:

Former Sun Devil greats Bob Horner and Eddie Bane were honored by *Baseball America* by being placed on the publication's "Team of the Century." Horner, an ASU great under Jim Brock from 1976-78, hit .383 for his career and belted a school record 56 home runs. Horner was listed second on the team behind Oklahoma State slugger Pete Incaviglia (1983-85). Bane, a top pitcher for the Sun Devils from 1971-72, posted a career 40-4 record and a 1.64 ERA. Bane was listed as the ninth best player of the 20th Century by *Baseball America*. The top 10 players of the century were voted on by fans, coaches and baseball writers and are listed below:

1. Pete Incaviglia (Oklahoma State)
2. **Bob Horner (Arizona State)**
3. Robin Ventura (Oklahoma State)
4. Burt Hooten (Texas)
5. Dave Winfield (Minnesota)
6. Phil Stephenson (Wichita State)
7. John G. Olerud (Washington State)
8. J.D. Drew (Florida State)
9. **Eddie Bane (Arizona State)**
10. Derek Tatsuno (Hawai'i)

92 Years of Sun Devil Baseball Tradition:

While the history of baseball at Arizona State University goes back all the way to the early 1900's, the school officially began sponsoring varsity baseball in 1959. Prior to 2002, the ASU Baseball Media Guide referred only to those players that played from 1959 to present. ASU now officially recognizes those players, coaches and seasons from 1907-1958. In 91-plus years of baseball at Arizona State, the program has built a legacy matched by few in the college baseball world. With a 2,302-1,124-6 all-time record, Arizona State has advanced to the College World Series 18 times, won five national championships, won six Pac-10 titles, produced 12 Players of the Year and three Golden Spikes Award winners, and has gone to the NCAA Tournament 26 times. Under current head coach Pat Murphy, the Sun Devils have finished in the top 12 in three of the last five years and finished second in the nation in 1998. They have been ranked in at least one top 25 poll for 67 consecutive weeks.

This is ASU Baseball:

- Only one losing season in modern program history
- 18 College World Series Appearances
- 26 years in the NCAA Tournament
- Six Pac-10 Titles
- Five NCAA Championships
- 12 NCAA National Players of the Year
- Three Golden Spikes Award Winners
- 60 All-Americans
- 2 NCAA Coaches of the Year
- 77 Major League Players
- 21 First-Round Draft Picks
- Finished in top 12 three of past six years
- Four Academic All-Americans in last 4 years
- Eight Team USA Members

All-Time NCAA Baseball Victories Top 10

School	Seasons	Overall Record
1. Fordham	143	3,145-1,516-40
2. Texas	106	2,710-847-26
3. USC	108	2,664-1,355-44
4. Michigan	135	2,346-1,305-37
5. Stanford	110	2,325-1,465-32
6. Washington State	107	2,282-1,309-17
7. Arizona State	91	2,263-1,115-6
8. Arizona	98	2,238-1,156-21
9. Harvard	134	2,213-1,382-32
10. Clemson	105	2,188-1,211-29

* Prior to start of 2003 Baseball Season. *

List compiled by NCBWA and University of Minnesota.



Sun Devil Baseball 2003

2003 Arizona State Baseball Game-by-Game Results

(39-9 Overall, 7-5 Pac-10, 23-7 Home, 13-3 Away, 3-0 Neutral)


Date	Opponent	W-L	Score	Att.	ASU Pitcher	Opp. Pitcher	Record	Notes
1/16	@Hawai'i-Hilo	W	9-0	324	McClellan (1-0)	Shimabuku (0-1)	1-0	Six pitchers combine for 15 K shutout.
1/17	@Hawai'i-Hilo	W	10-5	---	Vaughan (1-0)	Ebbs (0-1)	2-0	Pedroia 3-for-4, 2 RBI. Vaughan 9 K's.
1/17	@Hawai'i-Hilo	W	14-2 (7)	302	Liebeck (1-0)	Miyahira (0-1)	3-0	Larish 3x4 w/4 RBI. Liebeck 7 K's.
1/18	@Hawai'i-Hilo	W	18-3 (8)	78	Averill (1-0)	Lockett (0-1)	4-0	Averill one hit in 7.1 IP in ASU debut.
1/19	@Hawai'i-Hilo	W	16-0 (5)	---	Sopko (1-0)	Inaba (0-1)	5-0	Larish 2-for-2 with HR and 4 RBI.
1/19	@Hawai'i-Hilo	W	18-5 (7)	150	McClellan (2-0)	Ebbs (0-2)	6-0	Allen 2x5, 5 RBI. Guerrero 4x5, 3 RBI.
1/24	San Diego State	W	7-5	3,972	McClellan (3-0)	Miller (0-1)	7-0	Pedroia 2x5, HR. Buck 3x4 w/2 2B.
1/25	San Diego State	W	4-3	3,249	Schroyer (1-0)	Hartshorn (0-1)	8-0	Larish and West solo HR. Pedroia 2x4.
1/26	San Diego State	W	24-9	2,822	Averill (2-0)	Lindsey (0-1)	9-0	Larish 3x4, 2 HR, 9 RBI. Averill 1 H in 4 IP.
1/31	@LBSU (#13)	L	5-11	1,334	Vaughan (1-1)	Alvarez (1-0)	9-1	Buck 3x4. Bullpen gives up 9 H, 11 R.
2/1	@LBSU (#13)	W	3-0	976	Liebeck (2-0)	Weaver (0-1)	10-1	Liebeck CG 3-hit shutout. Larish 2x3, RBI.
2/2	@LBSU (#13)	W	4-2	1,235	Averill (3-0)	Paz (0-1)	11-1	Averill 2 R, 0 ER in 6.2 IP.
2/6	BYU	W	6-5	2,850	Schroyer (2-0)	Jacinto (0-1)	12-1	Larish 3x5, 2 2B. Mesa GW RBI walk in 9th.
2/7	BYU	W	17-6	2,896	Thurmond (1-0)	Bergeron (0-1)	13-1	Mesa 4x6, 3 RBI, HR. Bocchi 2x4, 3 RBI.
2/8	BYU	W	6-4	2,691	Schroyer (3-0)	Jacinto (0-2)	14-1	Larish and Bocchi each hit big home runs.
2/14	Gonzaga^	W	8-4	467	Sopko (2-0)	Gonzalez (0-1)	15-1	Sopko stellar with 5 K's in 7.0 IP in relief.
2/15	Oklahoma State^	W	7-3	1,922	Vaughan (2-1)	Baker (1-1)	16-1	Vaughan 8 K's in 5.0 IP. Pedroia 2-Run Triple.
2/16	Oregon State^	W	9-4	1,303	Liebeck (3-0)	Copeland (0-1)	17-1	Pedroia 3-for-4 with 2B, HR. Allen 3-Run HR.
2/17	Gonzaga	W	17-5	1,490	Thurmond (2-0)	Lichter (0-1)	18-1	Garrabrants 2-for-6, GS, 6 RBI. Allen 2-Run HR.
2/21	Dayton	W	10-1	2,309	Liebeck (4-0)	Miller (0-1)	19-1	Liebeck 6 K's in 7.0 scoreless IP. Mesa/Ethier 3 H.
2/22	Notre Dame (#11)	W	16-3	3,605	Vaughan (3-1)	Ogilvie (0-1)	20-1	West 2 HR's, 6 RBI. Larish Grand Slam HR.
2/23	Notre Dame (#11)	W	14-8	3,403	Lopez (1-0)	Gagne (0-1)	21-1	9-Run 6th inning lifts Devils. Murphy win #700.
2/28	Penn State	W	13-0	1,871	Averill (4-0)	Hamilton (0-1)	22-1	Larish 2x3, GS, 6 RBI. Averill 5.2 IP, 0 R, 3 H.
3/1	Penn State	W	12-1	2,219	McClellan (4-0)	Tressler (0-1)	23-1	ASU ties best start in school history.
3/2	Penn State	W	11-7	2,404	Thurmond (3-0)	Palm (0-1)	24-1	Larish 2-for-3, 3B, HR. Schroyer fifth save.
3/6	CS Northridge#	W	10-2	2,214	Averill (5-0)	Rosales (1-3)	25-1	Pedroia 4-for-5 with three doubles.
3/7	Southern Utah#	W	19-0 (7)	2,632	Sopko (3-0)	Shepherd (0-2)	26-1	Buck goes 5-for-5 and hits for cycle (7 RBI).
3/8	Utah#	W	6-4	2,927	Vaughan (4-1)	Price (2-1)	27-1	Garrabrants game-winning double in B-8th.
3/9	CS Northridge#	W	12-2	3,389	Liebeck (5-0)	Jean (0-1)	28-1	Larish 2x4, 4 RBI, HR. Wyrick goes 3x3.
3/14	Oklahoma (#30)	L	5-6	4,155	Sopko (3-1)	McAuliff (1-0)	28-2	West and Allen 2-Run HR's. OU scores in 9th.
3/15	Oklahoma (#30)	W	10-3	3,806	Liebeck (6-0)	Blair (2-2)	29-2	Guerrero 3x6, 3 2B. Allen 3x5, 2 RBI in win.
3/16	Oklahoma (#30)	W	10-2	2,900	Averill (6-0)	Purcey (0-2)	30-2	Pedroia 2x4, 2 2B. Averill 3 H, 0 ER in 5.0 IP.
3/18	Wichita State (#29)	W	9-2	3,099	Vaughan (5-1)	Uhlmansiek (3-1)	31-2	Wyrick 3x3, 2 R. Vaughan 7 K's in 4.0 IP.
3/19	Wichita State (#29)	L	3-6	2,417	Beatty (0-1)	Sanders (3-0)	31-3	Four-run 1st inning proves costly. Pedroia 2x4.
3/22	Stanford* (#6)	W	7-6 (11)	4,019	Schroyer (4-0)	ManSHIP (0-2)	32-3	Wyrick 3x6, 3 RBI and game-winner in 11th.
3/23	Stanford* (#6)	L	8-9 (10)	3,483	Schroyer (4-1)	O'Hagan (2-0)	32-4	ASU scores seven in 8th and 9th before losing in 10th.
3/24	Stanford* (#7)	L	2-4	3,397	Sopko (3-2)	Romanczuk (6-0)	32-5	Devils limited to season-low five hits in loss.
3/28	@USC*	W	11-4	600	Bordes (1-0)	Paschal (2-4)	33-5	Wyrick 3x6, 3 RBI. ASU 17 hits, 17 LOB.
3/29	@USC*	L	5-6	890	Schroyer (4-2)	Dizard (3-2)	33-6	Devils 12 LOB, including loaded in 7th and 8th.
3/29	@USC*	W	7-5	1,157	Arguello (1-0)	Butler (03)	34-6	Buck 3x4, RBI. Larish and Guerrero solo HR's.
4/2	New Mexico	L	7-11	1,919	Vaughan (5-2)	Soto (3-0)	34-7	Pedroia and Larish both hit HR in loss.
4/7	Grand Canyon	W	10-2	2,020	McClellan (5-0)	Newark (0-3)	35-7	Gosewisch 3x3, McClellan 7 K's in 5 IP.
4/11	@California*	W	11-3	409	Averill (7-0)	Brown (2-5)	36-7	Bosch 2x4, 2 RBI, HR. Allen GS HR in 4th.
4/13	@California*	W	6-0	267	Vaughan (6-2)	Montalbo (3-3)	37-7	Walsh 3x3. Vaughan six IP of shutout ball.
4/13	@California*	W	10-1	219	Liebeck (7-0)	Crist (2-2)	38-7	Liebeck 0 ER in 6 IP. Walsh 3x5, 2 RBI.
4/17	UCLA*	L	8-9	2,227	Vaughan (6-3)	Beck (1-1)	38-8	ASU hits into 8-5-4 DP in crucial 8th inning.
4/18	UCLA*	L	7-8 (13)	2,678	Bordes (1-1)	Silva (5-0)	38-9	Devils 17 LOB and 4 DP in 13 inning heartbreaker.
4/19	UCLA*	W	17-1	2,699	Thurmond (4-0)	Janssen (3-5)	39-9	Thurmond 7 K's in 7.0 IP. Pedroia 4-for-6, 2 RBI.
4/25	Washington State*	7 p.m.						
4/26	Washington State*	7 p.m.						
4/27	Washington State*	12 p.m.						
4/30	@Oklahoma\$	7 p.m.						
5/6	UC Irvine	7 p.m.						
5/12	@Oregon State*	5 p.m.						
5/13	@Oregon State*	4 p.m.						
5/14	@Oregon State*	4 p.m.						
5/17	@Washington*	1 p.m.						
5/18	@Washington*	1 p.m.						
5/19	@Washington*	6:30 p.m.						
5/23	Arizona*	7 p.m.						
5/24	Arizona*	7 p.m.						
5/25	Arizona*	1 p.m.						

* Pac-10 Game, ^ Coca-Cola Spring Training College Baseball Classic (Surprise, Ariz.)

Bob Schaefer Memorial Classic, \$ Played at SBC Bricktown Ballpark



Sun Devil Baseball 2003



Arizona State Sun Devil Baseball Overall Statistics

Record: 39-9 Home: 23-7 Away: 13-2 Neutral: 3-0 Pac-10: 7-5

Player	AVG	GP-GS	AB	R	H	2B	3B	HR	RBI	TB	SLG%	BB	HBP	SO	GDP	OB%	SF	SH	SB-ATT	PO	A	E	FLD%
2 Dustin Pedroia...	.413	48-48	206	53	85	28	1	3	38	124	.602	25	4	12	3	.481	2	3	2-4	68	149	8	.964
30 Mike Guerrero....	.389	35-11	72	18	28	12	2	2	21	50	.694	6	2	11	3	.450	0	1	0-0	63	7	1	.986
32 Frank Mesa.....	.387	37-23	93	29	36	6	0	1	17	45	.484	19	2	10	2	.496	1	0	2-2	22	47	5	.932
4 Travis Buck.....	.371	47-46	170	47	63	11	3	3	37	89	.524	23	8	20	7	.463	2	5	8-10	56	2	4	.935
11 Jeff Larish.....	.367	45-44	158	60	58	11	2	14	72	115	.728	57	4	31	3	.534	4	1	2-2	345	21	3	.992
5 Dennis Wyrick....	.349	40-26	126	27	44	5	1	1	24	54	.429	9	6	18	0	.413	2	1	5-6	22	48	8	.897
14 Andre Ethier.....	.348	48-47	178	47	62	9	1	4	41	85	.478	35	9	19	3	.469	4	0	4-5	96	4	1	.990
20 Nick Walsh.....	.344	37-10	61	17	21	3	1	0	11	26	.426	14	5	6	3	.500	0	1	1-2	14	12	2	.929
39 Tuffy Gosewisch...	.341	39-25	85	26	29	4	0	1	24	36	.424	11	3	11	1	.422	3	3	1-1	217	15	0	1.000
9 Steve Garabrants	.338	45-41	151	39	51	14	2	6	44	87	.576	18	2	26	1	.403	5	1	17-21	66	123	8	.959
19 Joel Bocchi.....	.338	35-22	77	16	26	7	0	2	20	39	.506	10	3	20	1	.433	0	2	1-1	154	16	5	.971
8 Jeremy West.....	.333	43-35	117	41	39	5	0	9	35	71	.607	31	11	21	2	.509	0	0	2-4	30	1	1	.969
10 Rod Allen.....	.299	41-27	107	28	32	3	1	5	36	52	.486	12	4	12	2	.375	5	0	2-4	29	1	1	.968
31 Ryan Bosch.....	.202	43-26	99	23	20	2	0	3	22	31	.313	13	1	32	5	.288	5	1	4-6	60	2	0	1.000

12 Ryan Schroyer....	1.000	1-0	1	1	1	0	0	0	0	1	1.000	0	0	0	0	1.000	0	0	0-0	1	3	1	.800
16 Nick Cadena.....	.429	5-0	7	2	3	1	0	0	1	4	.571	2	0	1	0	.556	0	0	0-0	1	1	0	1.000
27 Bryce Kartler....	.062	17-2	16	4	1	0	0	0	0	1	.062	9	0	8	0	.400	0	0	1-1	10	1	0	1.000
60 Garrett Schoenber	.000	3-0	2	0	0	0	0	0	0	0	.000	0	0	1	0	.000	0	0	0-0	3	0	0	1.000
59 Aaron Klusman....	.000	2-0	1	0	0	0	0	0	0	0	.000	0	1	1	0	.500	0	0	0-0	1	0	0	1.000
40 Ben Thurmond.....	.000	1-0	1	0	0	0	0	0	0	0	.000	0	0	0	0	.000	0	0	0-0	1	7	1	.889
Totals.....	.347	48-48	1728	478	599	121	14	54	443	910	.527	295	65	260	36	.452	33	19	52-69	1280	512	52	.972
Opponents.....	.256	48-48	1624	192	415	73	13	29	181	601	.370	159	47	393	30	.337	13	22	35-56	1209	484	93	.948

LOB - Team (453), Opp (395). DPs turned - Team (39), Opp (50). CI - Team (2), Bocchi 1, West 1. IBB - Team (12), Larish 4, West 3, Pedroia 1, Walsh 1, Mesa 1, Ethier 1, Buck 1, Opp (2). Picked off - Gosewisch 1, Garabrants 1, Allen 1.

(All games Sorted by Earned run avg)


Player	ERA	W-L	APP	GS	CG	SHO/CBO	SV	IP	H	R	ER	BB	SO	2B	3B	HR	AB	B/Avg	WP	HBP	BK	SFA	SHA
12 Ryan Schroyer....	1.10	4-2	22	0	0	0/0	7	32.2	29	5	4	10	34	3	1	1	126	.230	5	1	1	0	1
47 Jered Liebeck....	2.55	7-0	13	11	1	1/1	0	60.0	62	20	17	16	42	5	2	2	227	.273	1	0	0	2	2
40 Ben Thurmond....	2.68	4-0	13	9	0	0/2	0	50.1	48	18	15	14	44	9	1	5	193	.249	2	2	2	2	1
41 Mark Sopko.....	2.74	3-2	18	6	0	0/3	0	42.2	44	14	13	10	35	7	1	2	160	.275	6	6	0	0	2
45 Erik Averill....	3.36	7-0	14	11	0	0/1	0	61.2	61	29	23	13	40	14	4	5	236	.258	1	15	5	3	2
49 Brett Bordes....	4.05	1-1	20	0	0	0/1	0	20.0	17	9	9	18	20	2	0	2	73	.233	1	2	1	0	1
15 Robbie McClellan.	4.17	5-0	18	4	0	0/1	0	41.0	40	20	19	28	46	12	0	4	156	.256	4	4	1	1	1
26 Beau Vaughan....	4.71	6-3	19	4	0	0/2	0	63.0	60	42	33	20	75	11	2	4	238	.252	1	8	2	2	9

38 Josh Perrault....	0.00	0-0	2	0	0	0/0	0	2.0	0	0	0	1	3	0	0	0	6	.000	0	1	0	0	0
31 Ryan Bosch.....	0.00	0-0	2	0	0	0/0	0	1.0	4	1	0	1	1	0	0	0	6	.667	0	0	0	0	0
22 Matt Leaf.....	2.70	0-0	6	1	0	0/1	0	6.2	5	2	2	3	4	1	0	0	26	.192	0	1	0	0	1
3 Javy Lopez.....	3.09	1-0	11	0	0	0/1	0	11.2	14	4	4	2	6	1	0	1	45	.311	0	1	0	2	1
48 Carlos Arguello..	5.28	1-0	15	0	0	0/2	0	15.1	14	12	9	8	15	4	0	2	60	.233	2	3	1	1	1
55 Chris Beatty....	7.11	0-1	8	1	0	0/1	0	6.1	7	5	5	5	8	3	1	0	26	.269	0	2	0	0	0
27 Bryce Kartler....	8.03	0-0	17	1	0	0/0	0	12.1	10	11	11	10	20	1	1	1	46	.217	2	1	0	0	0
Totals.....	3.44	39-9	48	48	1	6/5	7	426.2	415	192	163	159	393	73	13	29	1624	.256	25	47	13	13	22
Opponents.....	8.73	9-39	48	48	1	0/0	4	403.0	599	478	391	295	260	121	14	54	1728	.347	61	65	17	33	19

PB - Team (7), Bocchi 4, Gosewisch 3, Opp (12). Pickoffs - Team (5), Vaughan 1, Thurmond 1, Sopko 1, Liebeck 1, McClellan 1, Opp (3). SBA/ATT - Bocchi (16-26), Gosewisch (12-18), Liebeck (5-12), Sopko (7-10), Vaughan (5-9), McClellan (5-7), Averill (4-6), West (6-6), Thurmond (3-4), Lopez, J. (2-3), Schroyer (2-2), Bordes (0-1), Leaf (1-1), Arguello (1-1).



Sun Devil Baseball 2003



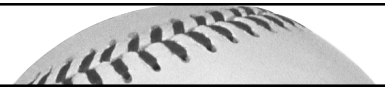
Arizona State Sun Devil Baseball Fielding Statistics

2003 Arizona State Sun Devil Baseball
Overall Statistics for Arizona State (as of Apr 20, 2003)
(All games Sorted by Fielding pct)

Player	C	PO	A	E	FLD%	DPS	SBA	CSB	SBA%	PB	CI
39 Tuffy Gosewisch..	232	217	15	0	1.000	1	12	6	.667	3	0
31 Ryan Bosch.....	62	60	2	0	1.000	1	0	0	---	0	0
26 Beau Vaughan....	22	6	16	0	1.000	1	5	4	.556	0	0
47 Jered Liebeck....	13	4	9	0	1.000	1	5	7	.417	0	0
27 Bryce Kartler....	11	10	1	0	1.000	0	0	0	---	0	0
15 Robbie McClellan.	7	3	4	0	1.000	0	5	2	.714	0	0
49 Brett Bordes.....	7	1	6	0	1.000	0	0	1	.000	0	0
41 Mark Sopko.....	7	2	5	0	1.000	0	7	3	.700	0	0
3 Javy Lopez.....	5	2	3	0	1.000	0	2	1	.667	0	0
60 Garrett Schoenber	3	3	0	0	1.000	0	0	0	---	0	0
22 Matt Leaf.....	3	1	2	0	1.000	0	1	0	1.000	0	0
48 Carlos Arguello..	3	1	2	0	1.000	0	1	0	1.000	0	0
16 Nick Cadena.....	2	1	1	0	1.000	0	0	0	---	0	0
59 Aaron Klusman....	1	1	0	0	1.000	0	0	0	---	0	0
11 Jeff Larish.....	369	345	21	3	.992	31	0	0	---	0	0
14 Andre Ethier.....	101	96	4	1	.990	1	0	0	---	0	0
30 Mike Guerrero....	71	63	7	1	.986	5	0	0	---	0	0
19 Joel Bocchi.....	175	154	16	5	.971	2	16	10	.615	4	1
8 Jeremy West.....	32	30	1	1	.969	0	6	0	1.000	0	1
10 Rod Allen.....	31	29	1	1	.968	1	0	0	---	0	0
2 Dustin Pedroia...	225	68	149	8	.964	27	0	0	---	0	0
9 Steve Garabrants	197	66	123	8	.959	21	0	0	---	0	0
4 Travis Buck.....	62	56	2	4	.935	0	0	0	---	0	0
32 Frank Mesa.....	74	22	47	5	.932	3	0	0	---	0	0
20 Nick Walsh.....	28	14	12	2	.929	1	0	0	---	0	0
5 Dennis Wyrick....	78	22	48	8	.897	6	0	0	---	0	0
40 Ben Thurmond....	9	1	7	1	.889	0	3	1	.750	0	0
12 Ryan Schroyer....	5	1	3	1	.800	0	2	0	1.000	0	0
45 Erik Averill.....	9	1	5	3	.667	0	4	2	.667	0	0
38 Josh Perrault....	0	0	0	0	.000	0	0	0	---	0	0
55 Chris Beatty.....	0	0	0	0	.000	0	0	0	---	0	0
Totals.....	1844	1280	512	52	.972	39	35	21	.625	7	2
Opponents.....	1786	1209	484	93	.948	50	52	17	.754	12	0



Sun Devil Baseball 2003



Arizona State Sun Devil Baseball Pac-10 Statistics

Record: 7-5 Home: 2-4 Away: 5-1 Pac-10: 7-5

Player	AVG	GP-GS	AB	R	H	2B	3B	HR	RBI	TB	SLG%	BB	HBP	SO	GDP	OB%	SF	SH	SB-ATT	PO	A	E	FLD%
12 Ryan Schroyer....	1.000	1-0	1	1	1	0	0	0	0	1	1.000	0	0	0	0	1.000	0	0	0-0	0	2	1	.667
20 Nick Walsh.....	.480	9-5	25	5	12	2	1	0	6	16	.640	6	1	3	1	.594	0	0	0-1	7	0	0	1.000
8 Jeremy West.....	.400	8-5	20	4	8	2	0	0	2	10	.500	5	2	6	0	.556	0	0	0-0	0	0	0	.000
4 Travis Buck.....	.396	12-12	48	12	19	3	0	1	11	25	.521	5	3	4	4	.482	0	3	3-4	17	1	1	.947
14 Andre Ethier.....	.377	12-12	53	9	20	4	0	3	14	33	.623	6	3	7	1	.460	1	0	1-1	35	2	0	1.000
2 Dustin Pedroia...	.375	12-12	56	12	21	7	0	0	10	28	.500	8	0	3	2	.446	1	1	1-2	20	41	3	.953
32 Frank Mesa.....	.350	9-3	20	3	7	1	0	0	3	8	.400	2	1	4	0	.435	0	0	0-0	8	11	0	1.000
5 Dennis Wyrick....	.327	11-11	52	7	17	1	1	0	9	20	.385	1	2	8	0	.364	0	0	0-1	2	16	2	.900
9 Steve Garabrants	.289	10-9	38	8	11	1	0	1	4	15	.395	2	0	9	0	.325	0	0	4-5	18	34	2	.963
11 Jeff Larish.....	.265	12-12	49	13	13	2	0	2	11	21	.429	14	1	12	0	.438	0	1	0-0	103	3	0	1.000
39 Tuffy Gosewisch..	.261	12-10	23	9	6	1	0	1	6	10	.435	7	3	5	1	.457	2	1	1-1	73	7	0	1.000
30 Mike Guerrero....	.261	9-4	23	3	6	1	0	1	3	10	.435	2	0	4	3	.320	0	0	0-0	8	0	0	1.000
10 Rod Allen.....	.250	10-5	20	5	5	0	1	1	6	10	.500	4	0	1	1	.375	0	0	0-0	4	0	0	1.000
27 Bryce Kartler....	.250	3-0	4	1	1	0	0	0	0	1	.250	2	0	1	0	.500	0	0	1-1	4	1	0	1.000
19 Joel Bocchi.....	.167	10-2	12	4	2	0	0	0	0	2	.167	2	1	5	0	.333	0	2	0-0	23	2	2	.926
31 Ryan Bosch.....	.150	11-6	20	3	3	0	0	1	4	6	.300	1	0	11	0	.174	2	1	1-1	19	0	0	1.000
Totals.....	.328	12-12	464	99	152	25	3	11	89	216	.466	67	17	83	13	.426	6	9	12-17	344	135	12	.976
Opponents.....	.281	12-12	449	56	126	22	7	11	53	195	.434	46	16	88	14	.367	1	3	10-15	341	134	14	.971

LOB - Team (123), Opp (115). DPs turned - Team (15), Opp (17). IBB - Team (6), Larish 4, Buck 1, Walsh 1, Opp (2).


(Pac-10 games only Sorted by Earned run avg)

Player	ERA	W-L	APP	GS	CG	SHO/CBO	SV	IP	H	R	ER	BB	SO	2B	3B	HR	AB	B/Avg	WP	HBP	BK	SFA	SHA
27 Bryce Kartler....	0.00	0-0	6	0	0	0/0	0	2.2	2	0	0	2	2	0	1	0	9	.222	0	0	0	0	0
38 Josh Perrault....	0.00	0-0	2	0	0	0/0	0	2.0	0	0	0	1	3	0	0	0	6	.000	0	1	0	0	0
40 Ben Thurmond....	1.69	1-0	4	4	0	0/1	0	21.1	19	4	4	10	15	2	1	1	79	.241	1	1	0	0	0
12 Ryan Schroyer....	2.40	1-2	7	0	0	0/0	1	15.0	17	4	4	6	9	2	1	1	61	.279	3	1	1	0	1
47 Jered Liebeck....	3.48	1-0	3	2	0	0/0	0	10.1	11	4	4	1	10	1	0	0	41	.268	0	0	0	0	0
49 Brett Bordes.....	3.86	1-1	7	0	0	0/0	0	4.2	4	2	2	4	1	0	0	0	14	.286	1	1	1	0	1
48 Carlos Arguello..	4.50	1-0	5	0	0	0/0	0	6.0	5	3	3	5	4	2	0	1	23	.217	1	0	0	0	0
26 Beau Vaughan.....	5.49	1-1	4	1	0	0/1	0	19.2	21	12	12	6	23	5	1	1	76	.276	0	2	0	0	1
45 Erik Averill.....	6.41	1-0	4	4	0	0/0	0	19.2	30	14	14	3	9	6	3	4	84	.357	0	8	2	1	0
41 Mark Sopko.....	7.20	0-1	4	0	0	0/0	0	5.0	6	5	4	4	5	0	0	1	20	.300	1	1	0	0	0
15 Robbie McClellan.	7.56	0-0	3	1	0	0/0	0	8.1	11	8	7	4	7	4	0	2	36	.306	1	1	1	0	0
Totals.....	4.24	7-5	12	12	0	1/1	1	114.2	126	56	54	46	88	22	7	11	449	.281	8	16	5	1	3
Opponents.....	7.05	5-7	12	12	1	0/0	2	113.2	152	99	89	67	83	25	3	11	464	.328	18	17	5	6	9

PB - Team (1), Gosewisch 1, Opp (4). Pickoffs - Team (1), McClellan 1. SBA/ATT - Bocchi (5-7), Gosewisch (4-6), Sopko (2-3), Thurmond (1-2), Schroyer (2-2), Averill (1-2), Vaughan (1-2), McClellan (2-2), Bordes (0-1), West (1-1), Liebeck (1-1).



Sun Devil Baseball 2003



Arizona State Sun Devil Baseball Statistics Summary

Inning-by-inning summary:

	1	2	3	4	5	6	7	8	9	EX	Total
	--	--	--	--	--	--	--	--	--	--	-----
Arizona State	58	43	58	75	66	55	50	56	14	3	478
Opponents	14	19	32	15	15	38	28	14	13	4	192

Win-loss summary:

	W	L	T	Pct
	--	--	--	----
Total	39	9	0	.812
Conference	7	5	0	.583
Non-Conf	32	4	0	.889
Home	23	7	0	.767
Away	13	2	0	.867
Neutral	3	0	0	1.000
Day	21	4	0	.840
Night	18	5	0	.783
vs Left	7	5	0	.583
vs Right	32	4	0	.889
1-Run games	3	5	0	.375
2-Run games	5	1	0	.833
5+Run games	27	1	0	.964
Extra inns	1	2	0	.333
Shutouts	6	0	0	1.000

General summary:

Current winning streak : 1
 Longest winning streak : 19
 Longest losing streak : 2

Home attendance : 85762 (30 dates avg = 2858)
 Away attendance : 11922 (18 dates avg = 662)
 Total attendance: 97684 (48 dates avg = 2035)



Sun Devil Baseball 2003

Home Runs and Misc. Hitting Breakdown:

Player	Total	Multi-Hit Games				Multi RBI	HR Total	Home Run Breakdown						Last Home Run
		2	3	4	5+			H	A	Solo	2	3	GS	
Rod Allen	9 (48)	8	1	0	0	10	5 (17)	2	3	0	2	2	1	4/11/03 at California
Joel Bocchi	8 (8)	6	1	1	0	6	2 (2)	1	1	0	0	2	0	2/8/03 vs. BYU
Ryan Bosch	4	4	0	0	0	5	3	1	2	0	2	0	1	4/11/03 at California
Travis Buck	16	9	6	0	1	6	3	3	0	1	1	0	1	4/19/03 vs. UCLA
Nick Cadena	1 (6)	1	0	0	0	0	0 (6)	0	0	0	0	0	0	5/19/02 vs. USC
Andre Ethier	17 (36)	12	3	2	0	7	4 (8)	3	1	1	1	2	0	4/18/03 vs. UCLA (1st inning)
Steve Garrabrants	16 (53)	13	3	0	0	11	6 (8)	5	1	0	2	2	2	4/7/03 vs. Grand Canyon
Tuffy Gosewisch	11 (11)	10	1	0	0	6	1 (1)	1	0	0	1	0	0	4/17 vs. UCLA
Mike Guerrero	4	1	2	1	0	6	2	1	1	1	0	1	0	3/30/03 at USC (6th inning)
Bryce Kartler	0 (2)	0	0	0	0	0	0	0	0	0	0	0	0	None
Jeff Larish	17 (29)	13	4	0	0	14	14 (17)	11	3	4	3	3	4	4/19/03 vs. UCLA (8th inning)
Ryan McKenna	0 (7)	0	0	0	0	0	0	0	0	0	0	0	0	4/1/02 at UNLV (Pinch-Hit)
Frank Mesa	10	6	3	1	0	2	1	1	0	0	1	0	0	2/7/03 vs. BYU
Dustin Pedroia	29 (56)	21	5	3	0	12	3 (4)	2	1	2	1	0	0	4/2/03 vs. UNM
Nick Walsh	4 (10)	2	2	0	0	2	0	0	0	0	0	0	0	4/13/01 vs. Washington State
Jeremy West	10 (48)	5	3	1	0	9	9 (28)	7	2	4	4	0	1	3/14/03 vs. Oklahoma
Dennis Wyrick	11 (53)	6	5	0	0	9	1 (1)	0	1	0	1	0	0	1/17/03 at UHH
Team Totals	167	117	40	9	1	105	54	38	16	13	19	12	10	Larish - GS (4/19/03 vs. UCLA)

(x) = career games.

Lineup Card - Record Breakdown:

- 1 - Pedroia (37-6), Walsh (2-3)
- 2 - Buck (32-6), Pedroia (0-1), Wyrick (5-2), Ethier (1-0), Walsh (1-0)
- 3 - Larish (25-5), Ethier (8-1), Guerrero (3-1), Wyrick (1-0), Pedroia (2-2)
- 4 - West (21-3), Allen (2-0), Larish (4-3), Ethier (12-2), Garrabrants (0-1)
- 5 - Ethier (14-4), Larish (7-0), Allen (3-1), Bosch (1-0), West (6-1), Garrabrants (6-0), Wyrick (1-1), Mesa (0-2), Guerrero (1-0)
- 6 - West (2-0), Allen (8-0), Mesa (14-1), Wyrick (7-3), Guerrero (2-2), Buck (0-2), Bosch (1-0), Garrabrants (6-0), Ethier (2-1)
- 7 - Mesa (6-0), Bocchi (1-0), Allen (8-0), Bosch (5-0), Wyrick (3-2), Guerrero (1-0), West (1-0), Garrabrants (8-4), Buck (5-1), Ethier (1-1), Kartler (0-1)
- 8 - Bocchi (17-3), Wyrick (1-0), Gosewisch (16-2), Bosch (2-0), Allen (2-2), West (0-1), Garrabrants (0-1), Guerrero (1-0)
- 9 - Garrabrants (14-1), Walsh (3-1), Bosch (15-2), Allen (2-2), Gosewisch (5-2), Bocchi (0-1)

Starters By Position Breakdown:

- C - Gosewisch (25), Bocchi (22), West (1)
 1B - Larish (41), Guerrero (7)
 2B - Garrabrants (41), Mesa (4), Walsh (3)
 3B - Wyrick (26), Mesa (19), Larish (3)
 SS - Pedroia (48)
 LF - Buck (32), Allen (14), Walsh (2)
 CF - Bosch (26), Ethier (11), Allen (10), Kartler (1)
 RF - Ethier (35), Buck (13)
 DH - West (33), Walsh (5), Allen (4), Guerrero (4), Buck (1)
 P - Sopko (6), Leaf (1), Liebeck (11), Averill (11), Kartler (1), Thurmond (9), Vaughan (4), McClellan (4), Beatty (1)

Attendance (Through 48 Games)

Home Attendance: 85,762 (30 games; 2,858 Avg.)
Away Attendance: 11,922 (18 dates)
Total Attendance: 97,684 (48 dates)
Overall Average Attendance: 2,035

Sun Devils Record When They Score:

Runs	0	1	2	3	4	5	6	7	8	9	10+
W-L	0-0	0-0	0-1	1-1	2-0	0-3	4-0	4-2	1-2	3-0	24-0

Sun Devils Record When Opponent Scores:

Runs	0	1	2	3	4	5	6	7	8	9	10+
W-L	6-0	4-0	7-0	6-0	5-1	6-0	2-3	1-0	1-1	1-2	0-2

Score By Innings In All Games:

Inning	1	2	3	4	5	6	7	8	9	Ex	Total
ASU	58	43	58	75	66	55	50	56	14	3	478
Opp.	14	19	32	15	15	38	28	14	13	4	192

Score By Innings In Pac-10 Games:

Inning	1	2	3	4	5	6	7	8	9	Ex	Total
ASU	9	15	9	16	7	10	11	12	7	3	99
Opp.	3	8	6	3	6	11	6	4	5	4	56

Current Hitting Streaks:

Player	2003 Longest	Career Long	Current Streak
Rod Allen	4	17	4
Joel Bocchi	5	5	1
Ryan Bosch	3	3	0
Travis Buck	7	7	1
Nick Cadena	2	4	0
Andre Ethier	8	8	3
Steve Garrabrants	6	11	0
Tuffy Gosewisch	4	4	3
Mike Guerrero	4	4	2
Jeff Larish	9	10	9
Ryan McKenna	0	7	1
Frank Mesa	5	5	2
Dustin Pedroia	17	22	4
Garrett Schoenberger	0	1	0
Nick Walsh	5	5	5
Jeremy West	5	10	4
Dennis Wyrick	7	9	2



Sun Devil Baseball 2003

Sun Devil Baseball's Record in 2003 When...

(Through 48 games of 2003 Season)

Overall	39-9
At Packard Stadium	23-7
Playing on the Road	13-2
at Neutral Site	3-0
Day Games	21-4
Night Games	18-5

Scoring 1-4 Runs	3-2
Scoring 5-9 Runs	12-6
Scoring 10-19 Runs	24-0
Scoring 20+ Runs	1-0

Opp. 5 or less runs	34-1
Opp. 6 or more runs	5-8

ASU Scores First	30-2
Opp. Scores First	9-7
Scoring in 1st Inning	20-2

Leading After 6 Innings	35-1
Trailing After 6 Innings	1-6
Tied After 6 Innings	3-2

Leading After 8 Innings	36-0
Trailing After 8 Innings	0-5
Tied After 8 Innings	3-4

Last At-Bat Wins	6
After a Win	31-7
After a Loss	7-2

Collecting 1-3 Hits	0-0
Collecting 4-6 Hits	1-1
Collecting 7-9 Hits	7-2
Collecting 10+ Hits	30-6

Out-Hitting Opponent	29-5
Out-Hit by Opponent	6-4
Hits are Tied	3-0

ASU is Errorless	17-0
ASU Makes 1 Error	10-6
ASU Makes 2+ Errors	12-3

ASU Starter Gets Decision	21-2
Bullpen Gets Decision	18-7

One-Run Games	3-5
Two-Run Games	5-1
Three-Run Games	1-1

ASU Hits 0 Home Runs	14-4
ASU Hits 1 Home Run	11-2
ASU Hits Multiple HR	14-3

Vs. LHP Starters	8-5
Vs. RHP Starters	31-4

In Extra Innings	1-2
Doubleheaders	6-0

Vs. Non-Conference	32-4
Non-Conference Home	21-3
Non-Conference Away	8-1
Non-Conference Neutral	3-0

Vs. Pac-10 (League Games)	7-5
Pac-10 Home	2-4
Pac-10 Away	5-1

Vs. Ranked Opponents*	8-5
Vs. Top 10 Opponents*	1-2
Vs. Unranked Teams*	31-4

*Top 30 ranking at time played.

VS. PAC-10 SCHOOLS

Arizona	0-0
California	3-0
Oregon State	1-0
Stanford	1-2
UCLA	1-2
USC	2-1
Washington	0-0
Washington State	0-0
Overall vs. Pac-10	8-5

DAYS OF THE WEEK

Monday	2-1
Tuesday	1-0
Wednesday	0-2
Thursday	3-1
Friday	10-3
Saturday	9-1
Sunday	12-1
Midweek Games	6-2
Weekend Games	33-7

MONTHS OF THE YEAR

January	9-1
February	13-0
March	12-5
April	5-3
May	0-0
June	0-0

UNIFORMS/HATS

White Home	16-6
Gray Sleeveless	3-1
Home/Away Maroon	20-2
Black Shoes	6-0
White Shoes	33-9

PITCHING

Sopko Starts	5-1
Averill Starts	9-2
Leaf Starts	1-0
Kartler Starts	1-0
Vaughan Starts	3-1
Liebeck Starts	10-1
Thurmond Starts	7-2
McClellan Starts	3-1
Beatty Starts	0-1

Starter Goes Less Than 5	18-6
Starter Goes 5+	21-3

MISC. HITTING

Larish Records Hit	31-6
Larish Hits HR	12-1
Pedroia Records Hit	37-8
Pedroia Multi-Hit Game	25-4
TV Games	4-2
Radio Games	16-8

Longest Win Streak	19
Longest Losing Streak	2
Last Five Games	3-2
Last 10 Games	6-4
Last 15 Games	8-7
Last 20 Games	12-8
Current Streak	W-1

Largest Winning Margin	19
Largest Losing Margin	6

Vs. Teams .500 or better	17-6
Vs. Teams worse than .500	18-3

LEADING OFF

Pedroia Leads Off	37-6
Walsh Leads Off	2-3
Garrabrants Leads Off	0-0



Sun Devil Baseball 2003

Sun Devil Baseball Team and Player Superlatives

(Through 48 games of 2003 Season)

2003 Arizona State Team Superlatives

TEAM BATTING

Most At-Bats:	51	UCLA (3/18)
Fewest At-Bats:	30 - 2x	BYU (2/8)
Most Runs (Game):	24	SDSU (1/26)
Most Runs (Inning):	9 - 2x	Notre Dame (2/23)
Most Runs (1st Inning):	7	UHH (1/19)
Fewest Runs (Game):	2	STAN (3/24)
Most Hits (Game):	21 - 2x	UCLA (4/19)
Fewest Hits (Game):	5	STAN (3/24)
RBI:	22	SDSU (1/26)
Doubles:	7	Oklahoma (3/15)
Triples:	2	UHH (1/16)
Home Runs:	4	UHH (1/18)
Total Bases:	38	UHH (1/18)
Walks:	14	USC (3/28)
Most Strikeouts:	12	Stanford (3/22)
Fewest Strikeouts:	1	UHH (1/19)
Sacrifice Bunts:	2 - 2x	Stanford (3/22)
Sacrifice Flies:	3	UHH (1/19)
Stolen Bases:	5 - 2x	SUU (3/7)
Left on Base:	17 - 2x	UCLA (3/18)
Hit into DP:	4	UCLA (3/18)
Hit by Pitches:	4	UHH (1/19)

TEAM FIELDING

Most Putouts:	39	UCLA (3/18)
Most Assists:	16	Gonzaga (2/17)
Most Errors:	3 - 4x	Stanford (3/23)
DPs Turned:	3	UHH (1/18)

TEAM PITCHING

Most Runs Allowed:	11 - 2x	UNM (4/2)
Fewest Runs Allowed:	0 - 6x	Cal (4/13)
Most Hits Allowed:	14	LBSU (1/31)
Fewest Hits Allowed:	2	UHH (1/19)
Most Strikeouts:	16 - 2x	UCLA (3/18)
Fewest Strikeouts:	0	USC (3/30)
Most Walks:	7	Cal (4/13)
Fewest Walks:	0 - 3x	Grand Canyon (4/7)
Hit-by-Pitches:	4	USC (3/29)
Wild Pitches:	3	UCLA (3/18)
Balks:	2 - 2x	USC (3/29)
Home Runs Allowed:	2 - 7x	UCLA (4/18)

MISCELLANEOUS

Consecutive Wins:	19	2/1-3/9
Consecutive Losses:	2 - 2x	Current
Home Wins In a Row:	17	1/24-3/9
Road/Neutral Wins In a Row:	6	1/16-1/19
Longest Game:	4:25	UCLA (3/18)
Shortest Game:	2:00	UHH (1/19)
Most Innings:	13	UCLA (3/18)
Fewest Innings:	5.0	UHH (1/19)
Most Pitchers Used:	8	GCU (4/7)
Largest Home Attendance:	4,155	OKLA (3/14)
Largest Road Attendance:	1,334	LBSU (1/31)
Largest Overall Attendance:	324	UHH (1/16)
Largest 3-Game Home Attendance:	STAN	10,899 (3,633 avg.)

2003 Arizona State Player Superlatives

INDIVIDUAL BATTING

At-Bats:	7 - 4x	Pedroia/Guerrero/Wyrick (UCLA; 4/18)
Runs:	5	Ethier (SDSU; 1/26)
Hits:	5	Buck (SUU; 3/7)
RBIs:	9	Larish (SDSU; 1/26)
Doubles:	3 - 2x	Guerrero (OKLA; 3/15)
Triples:	1 - 14x	Walsh (UCLA; 4/18)
Home Runs:	2 - 2x	West (ND; 2/22)
Grand Slams:	1 - 10x	last by Larish (UCLA; 4/19)
Total Bases:	11	Buck (SUU; 3/7)
Walks:	4	West (OKLA; 3/15)
Strikeouts:	3 - 4x	Bosch (CAL; 4/13)
Hit By Pitch:	2	Pedroia (UHH; 1/17)
Sacrifice Flies:	2	Allen (UHH; 1/19)
Sacrifice Bunts:	2	Gosewisch (CSUN; 3/9)
Stolen Bases:	2 - 5x	Wyrick (WST; 3/18)
Runners LOB:	7	Wyrick (UHH; 1/17)

INDIVIDUAL FIELDING

Putouts:	15	Gosewisch (Utah; 3/8)
Assists (INF):	6 - 4x	Pedroia/Garrabrants (PSU; 3/2)
Assists (OF):	1 - 5x	Ethier (Cal; 4/11)
Errors:	2 - 5x	last Bocchi (STAN; 3/23)
Passed Balls:	1 - 7x	last Gosewisch (USC; 3/28)

INDIVIDUAL PITCHING

Innings Pitched:	9.0	Liebeck (LBSU; 2/1)
Runs Allowed:	8	Vaughan (UNM; 4/2)
Walks:	5	Thurmond (Cal; 4/13)
Strikeouts:	10	Vaughan (UCLA; 4/17)
Hits Allowed (S):	9	Thurmond (STAN; 3/24)
Fewest Hits (S):	1 - 3x	McClellan (GCU; 4/7)
Wild Pitches:	2	Schroyer (SDSU; 1/24)
Hit Batters:	4	Averill (USC; 3/29)
Balks:	1 - 11x	Averill/Schroyer (USC; 3/29)

Team Hitting Breakdown

	Record	AVG	AB	R	H	2B	3B	HR	RBI
Home	23-7	.342	1092	307	373	80	8	38	281
Road	13-2	.362	542	147	196	37	4	13	138
Neutral	3-0	.319	94	24	30	4	2	3	24
Jan.	9-1	.388	361	125	140	31	4	15	119
Feb.	13-0	.319	451	130	144	22	3	18	124
March	12-5	.348	604	147	210	52	6	11	133
April	5-3	.337	312	76	105	16	1	10	67
May	0-0	.000	0	0	0	0	0	0	0
June	0-0	.000	0	0	0	0	0	0	0
Day	21-4	.336	879	257	295	56	5	36	240
Night	18-5	.358	849	221	304	65	9	18	203

Team Pitching Breakdown

	Record	ERA	IP	H	R	ER	BB	SO
Home	23-7	3.76	275.0	277	134	115	91	282
Road	13-2	2.82	124.2	112	47	39	58	90
Neutral	3-0	3.00	27.0	26	11	9	10	21
Jan.	9-1	4.28	80.0	75	43	38	34	90
Feb.	13-0	2.54	117.0	107	45	33	41	87
March	12-5	3.69	153.2	161	69	63	51	145
April	5-3	3.43	76.0	72	35	29	33	71
May	0-0	0.00	0.0	0	0	0	0	0
June	0-0	0.00	0.0	0	0	0	0	0
Day	21-4	3.54	218.2	213	99	86	88	173
Night	18-5	3.33	208.0	202	93	77	71	220



Sun Devil Baseball 2003

Games With At Least One Hit

Allen	23 of 35 games
Bocchi	15 of 30 games
Bosch	16 of 34 games
Buck	37 of 47 games
Cadena	2 of 4 games
Ethier	38 of 47 games
Garrabrants	32 of 45 games
Gosewisch	17 of 31 games
Guerrero	20 of 32 games
Larish	37 of 45 games
Mesa	21 of 33 games
Pedroia	45 of 48 games
Walsh	15 of 31 games
West	23 of 40 games
Wyrick	28 of 39 games

*must be an official at-bat to count

Games With An RBI

Allen	18 of 35 games
Bocchi	12 of 31 games
Bosch	12 of 34 games
Buck	26 of 47 games
Cadena	1 of 4 games
Ethier	28 of 47 games
Garrabrants	24 of 45 games
Gosewisch	17 of 31 games
Guerrero	13 of 33 games
Larish	34 of 45 games
Mesa	14 of 33 games
Pedroia	24 of 48 games
Walsh	8 of 32 games
West	21 of 39 games
Wyrick	14 of 39 games

*may reflect walk with an RBI

Extra Base Hits

Pedroia	32
Larish	27
Garrabrants	21
Guerrero	16
Buck	16
West	14
Ethier	13
Bocchi	9
Allen	9
Wyrick	7
Mesa	7
Bosch	5
Gosewisch	5
Walsh	4
Cadena	1

Home Run Breakdown

Total Home Runs	54
Solo Home Runs	13
2-Run Home Runs	19
3-Run Home Runs	12
Grand Slams	10
Back-to-Back	2
First Inning	5
Second Inning	1
Third Inning	9
Fourth Inning	12
Fifth Inning	6
Sixth Inning	7
Seventh Inning	7
Eighth Inning	5
Ninth Inning	1
Tenth or later	1
Pinch-Hit Home Runs	2

Breaking Down the Bullpen:

2003 Season Bullpen Stats							1st Batters													
Pitcher	G	W-L-S	ERA	IP	H	R-ER	RI/S	Retired/Faced	Last Relief App.	IP	H	R	ER	BB	SO					
Arguello	15	1-0-0	5.28	15.1	14	12-9	4/1	10/15	4/18 vs. UCLA	1.0	1	1	1	1	1					
Averill	3	1-0-0	0.00	8.2	3	1-0	1/0	2/3	4/7 vs. GCU	1.0	0	0	0	0	1					
Beatty	7	0-0-0	1.69	5.1	4	1-1	4/2	3/7	3/15 vs. OKLA	0.1	0	0	0	0	0					
Bordes	20	1-1-0	4.05	20.0	17	9-9	27/10	13/20	4/18 vs. UCLA	1.0	0	1	1	0	0					
Bosch	2	0-0-0	0.00	1.0	4	1-0	3/3	0/2	4/7 vs. GCU	0.1	2	0	0	0	0					
Kartler	16	0-0-0	9.58	10.1	10	11-11	14/4	9/16	4/19 vs. UCLA	1.0	0	0	0	1	1					
Leaf	5	0-0-0	0.00	4.2	2	0-0	0/0	5/5	3/7 vs. SUU	1.0	0	0	0	1	1					
Liebeck	2	0-0-0	2.08	4.1	3	1-1	2/1	1/2	4/18 vs. UCLA	3.1	3	1	1	0	6					
Lopez	11	1-0-0	3.09	11.2	14	4-4	6/3	6/11	3/9 vs. CSUN	0.2	2	0	0	0	0					
McClellan	14	3-0-0	5.04	25.0	24	14-14	7/5	7/14	4/2 vs. USC	4.1	3	1	1	2	5					
Perrault	2	0-0	0.00	2.0	0	0-0	0/0	1/2	3/28 vs. USC	1.0	0	0	0	1	2					
Schroyer	22	4-2-7	1.10	32.2	29	5-4	16/4	17/22	4/18 vs. UCLA	4.2	3	1	1	2	5					
Sopko	12	1-2-0	4.35	20.2	21	11-10	8/4	8/12	4/19 vs. UCLA	1.0	0	0	0	0	0					
Thurmond	3	1-0-0	0.00	5.0	1	0-0	0/0	3/3	2/7 vs. BYU (w)	2.0	0	0	0	0	1					
Vaughan	15	4-2-0	4.50	44.0	37	26-22	16/3	13/15	4/17 vs. UCLA (l)	5.1	5	4	4	1	10					

RI = Runners Inherited S = Runners Scored

Charting The Bullpen:

Opponent	Date	W-L-S	Pitchers	Inning Entered	IP	H	R-ER	BB	SO
UHH	1/16	W	Bordes/McCl/Lopez/Beatty/Vaughan	3rd	6.2	2	0-0	4	9
UHH - 1	1/17	W/S	Vaughan/Beatty/Schroyer	3rd	7.0	6	3-3	2	13
UHH - 2	1/17	---	Lopez	7th	1.0	0	0-0	0	0
UHH	1/18	---	Bosch	8th	0.2	2	1-0	1	1
UHH - 1	1/19	---	Thurmond	4th	2.0	1	0-0	1	2
UHH - 2	1/10	W	Arguello/McClellan/Bordes/Schroyer	3rd	5.0	5	5-5	5	6
SDSU	1/24	W/S	Kartler/McClellan/Schroyer	5th	4.1	7	3-3	2	7
SDSU	1/25	W	Vaughan/Schroyer	6th	4.0	4	2-2	1	4
SDSU	1/26	---	Thurmond/Kartler/Bordes/Arguello/Lopez/Leaf	5th	4.0	8	9-9	4	8
LBSU	1/31	L	Vaughan/McClellan/Bordes/Arguello/Kartler	4th	5.0	9	11-9	4	2
LBSU	2/2	---	Vaughan/Schroyer	7th	2.1	1	0-0	0	1
BYU	2/6	W	Lopez/McClellan/Vaughan/Schroyer	5th	4.0	5	4-2	5	4
BYU	2/7	W	Thurmond/Leaf/Beatty/McClellan	5th	4.0	2	0-0	2	2
BYU	2/8	W	Vaughan/Lopez/Bordes/Schroyer	3rd	6.2	4	0-0	2	8
GU	2/14	W	Sopko	3rd	7.0	3	0-0	0	5
OKST	2/15	---	Bordes/Lopez/Kartler/Schroyer	6th	4.0	4	2-2	4	2
OSU	2/16	---	Kartler/Lopez/McClellan/Leaf/Arguello	5th	4.0	3	1-1	0	4
GU	2/17	W	Thurmond/Beatty/McClellan	3rd	7.0	9	2-2	3	4
DAY	2/21	---	Averill	8th	2.0	0	1-0	1	1
ND	2/22	---	Bordes/Schroyer	6th	3.1	2	0-0	2	6
ND	2/23	W/S	Sopko/Beatty/Lopez/Schroyer	6th	4.0	9	7-7	0	2
PSU	2/28	W	Averill/Arguello	3rd	6.2	3	0-0	0	7
PSU	3/1	---	Sopko/Beatty/Lopez/Kartler	6th	4.0	2	0-0	3	6
PSU	3/2	S	Vaughan/Bordes/Schroyer	6th	4.0	8	5-5	1	5
CSUN	3/6	---	Lopez/McClellan	7th	3.0	1	0-0	0	4
SUU	3/7	---	Arguello/Leaf	6th	2.0	0	0-0	1	3
UTAH	3/8	W/S	Vaughan/Schroyer	4th	5.1	1	0-0	0	8
CSUN	3/9	---	Bordes/Lopez/Kartler/McClellan	6th	4.0	3	0-0	3	3
OKLA	3/14	L	Vaughan/Bordes/McClellan/Sopko/Schroyer	6th	3.2	3	3-1	4	4
OKLA	3/15	---	Kartler/Sopko/Beatty/Arguello	6th	3.2	2	0-0	0	6
OKLA	3/16	---	Vaughan/Bordes/Arguello	6th	4.0	4	1-1	0	5
Wichita St.	3/18	W	Vaughan/Arguello/Sopko/Schroyer	4th	6.0	5	2-0	3	9
Wichita St.	3/19	---	Sopko/Bordes/Kartler	2nd	8.0	5	2-2	2	6
Stanford	3/22	W	Vaughan/Kartler/Schroyer	4th	7.0	6	4-4	2	9
Stanford	3/23	L	Sopko/McClellan/Perrault/Bordes/Schroyer	2nd	7.0	9	6-6	2	7
Stanford	3/24	L	Kartler/Sopko/Bordes/Arguello	7th	2.1	4	2-2	1	1
USC	3/28	W	Bordes/Arguello/Kartler/Perrault	5th	4.1	1	0-0	4	5
USC	3/29	L	Schroyer/Kartler	7th	2.2	4	1-1	2	0
USC	3/30	W/S	Bordes/McClellan/Kartler/Arguello/Schroyer	5th	4.1	9	4-4	3	0
N. Mexico	4/2	---	Sopko/McClellan/Bordes	4th	5.1	6	3-3	4	7
Grand Canyon	4/7	---	Too many to list (7)	6th	4.0	4	1-1	0	4
California	4/11	---	Sopko	8th	2.0	1	1-0	3	2
California	4/13	W	Vaughan	4th	6.0	3	0-0	2	3
California	4/13	---	Arguello/Bordes/Schroyer	7th	3.0	6	1-1	4	2
UCLA	4/17	L	Vaughan/Schroyer/Bordes	3rd	6.1	5	4-4	2	11
UCLA	4/18	L	Liebeck/Schroyer/Bordes/Arguello	4th	10.0	7	4-4	3	12
UCLA	4/19	---	Kartler/Sopko	8th	2.0	0	0-0	1	1

Starters vs. The Bullpen

		W-L	IP	H	R	ER	BB	SO
Starting Pitchers	3.34 ERA	21-2	213.0	227	96	79	66	168
Relief Pitchers	3.54 ERA	18-7-7	213.2	188	96	84	94	225



Sun Devil Baseball 2003

Sun Devil Pitchers -- Career Game-by-Game

Carlos Arguello • LHP • #48

2003	Opp.	S/R	W/L	IP	H	R	ER	BB-SO
1/19	UHH - 2	R	---	1.0	3	4	4	2-0
1/26	SDSU	R	---	0.2	1	1	1	0-1
1/31	@ LBSU	R	---	1.0	2	3	1	0-0
2/6	OSU	R	---	1.0	1	0	0	0-2
2/28	PSU	R	---	1.0	0	0	0	0-1
3/7	SUU	R	---	1.0	0	0	0	0-2
3/15	Oklahoma	R	---	1.0	0	0	0	0-2
3/16	Oklahoma	R	---	2.0	2	0	0	0-2
3/18	Wichita St.	R	---	0.1	0	1	0	1-0
3/24	Stanford	R	---	1.2	0	0	0	0-1
3/28	USC	R	---	2.1	1	0	0	3-2
3/30	USC	R	W	1.0	3	1	1	0-0
4/7	GCU	R	---	0.1	0	0	0	0-1
4/13	Cal - 2	R	---	0.0	0	1	1	1-0
4/18	UCLA	R	---	1.0	1	1	1	1-1
Season Totals: 14 0-0 15.1 14 12 9 8-15								

2002	Opp.	S/R	W/L	IP	H	R	ER	BB-SO
2/16	@ FSU	R	---	3.0	1	0	0	1-3
3/22	@ ARIZ	R	---	1.0	1	0	0	0-0
3/28	WASH	R	---	1.1	2	1	1	1-1
3/30	WASH	R	W	3.1	5	2	2	0-1
4/7	@ WSU	R	---	2.0	3	0	0	0-2
4/20	Cal	R	---	3.0	3	0	0	1-2
4/30	NMSU	R	---	1.0	0	0	0	0-2
5/10	@ STAN	R	L	2.0	2	2	2	1-2
5/14	PORT	S	W	4.0	3	0	0	2-3
5/19	USC	R	W	5.0	4	2	1	0-3
5/24	OSU	R	---	2.0	0	0	0	1-2
5/26	OSU	R	---	0.2	5	2	2	0-0
5/31	USD	R	W	2.0	1	0	0	0-1
6/1	USD	S	W	9.0	7	1	1	2-7
Season Totals: 14 5-1 39.1 37 10 9 9-29								

Erik Averill • LHP • #45

2003	Opp.	S/R	W/L	IP	H	R	ER	BB-SO
1/18	@ UHH	S	W	7.1	1	2	0	1-7
1/26	SDSU	S	W	4.0	1	0	0	0-4
2/2	@ LBSU	S	W	6.2	6	2	0	1-1
2/8	BYU	S	---	2.1	6	4	4	1-1
2/17	Gonzaga	S	---	2.0	4	3	3	2-2
2/21	Dayton	R	---	2.0	0	1	0	1-1
2/28	PSU	R	W	5.2	3	0	0	0-6
3/6	CSUN	S	W	6.0	7	2	2	1-5
3/16	Oklahoma	S	W	5.0	3	1	0	2-3
3/22	Stanford	S	---	4.0	7	2	2	0-5
3/29	USC	S	---	6.0	7	5	5	0-3
4/7	GCU	R	---	1.0	0	0	0	0-1
4/11	California	S	W	7.0	10	2	2	3-0
Season Totals: 13 7-0 59.0 55 24 18 12-39								

Chris Beatty • LHP • #55

2003	Opp.	S/R	W/L	IP	H	R	ER	BB-SO
1/16	UHH	R	---	1.0	0	0	0	1-2
1/17	UHH - 1	R	---	0.0	2	0	0	0-0
2/7	BYU	R	---	1.0	0	0	0	0-1
2/17	Gonzaga	R	---	2.0	1	0	0	0-1
2/23	ND	R	---	0.0	0	1	1	0-0
3/1	PSU	R	---	1.0	1	0	0	2-2
3/15	Oklahoma	R	---	0.1	0	0	0	0-0
3/19	Wichita St.	S	L	1.0	3	4	4	2-2
Season Totals: 8 0-1 6.1 7 5 5 5-8								

Brett Bordes • LHP • #49

2003	Opp.	S/R	W/L	IP	H	R	ER	BB-SO
1/16	UHH	R	---	1.2	0	0	0	2-2
1/19	UHH - 2	R	---	1.0	1	1	1	1-1
1/26	SDSU	R	---	0.1	1	0	0	1-0
1/31	@ LBSU	R	---	0.1	2	1	1	0-0
2/8	BYU	R	---	1.1	0	0	0	0-3
2/15	Okla. State	R	---	2.0	2	1	1	3-2
2/22	ND	R	---	2.1	1	0	0	2-3
3/2	PSU	R	---	0.2	2	0	0	0-2
3/9	CSUN	R	---	2.0	0	0	0	1-1
3/14	Oklahoma	R	---	1.0	1	0	0	1-1
3/16	Oklahoma	R	---	1.0	1	1	1	0-2
3/19	Wichita St.	R	---	1.0	1	2	2	1-0
3/23	Stanford	R	---	1.0	0	0	0	0-0
3/24	Stanford	R	---	0.1	1	0	0	1-0
3/28	USC	R	W	0.1	0	0	0	0-0
3/30	USC	R	---	0.1	2	1	1	1-0
4/2	N. Mexico	R	---	0.2	1	1	1	2-2
4/13	Cal - 2	R	---	1.0	0	0	0	2-0
4/17	UCLA	R	---	0.2	0	0	0	0-1
4/18	UCLA	R	L	1.0	0	1	1	0-1
Season Totals: 20 1-1 20.0 16 9 9 18-21								

Ryan Bosch • RHP • #31

2003	Opp.	S/R	W/L	IP	H	R	ER	BB-SO
1/18	UHH	R	---	0.2	2	1	0	1-1
4/7	GCU	R	---	0.1	2	0	0	0-0
Season Totals: 2 0-0 1.0 4 1 0 1-1								

Bryce Kartler • LHP • #27

2003	Opp.	S/R	W/L	IP	H	R	ER	BB-SO
1/19	UHH - 2	S	---	2.0	0	0	0	0-4
1/24	SDSU	R	---	0.0	1	2	2	1-0
1/26	SDSU	R	---	0.2	4	7	7	3-1
1/31	@ LBSU	R	---	1.0	0	0	0	1-0
2/15	Okla. State	R	---	0.1	0	0	0	0-0
2/16	OSU	R	---	0.2	0	0	0	1-1
3/1	PSU	R	---	1.0	0	0	0	1-2
3/9	CSUN	R	---	0.1	0	0	0	1-1
3/15	Oklahoma	R	---	1.1	1	1	1	0-3
3/19	Wichita St.	R	---	2.0	1	0	0	0-4
3/22	Stanford	R	---	0.1	0	0	0	0-0
3/24	Stanford	R	---	0.1	1	0	0	0-0
3/28	USC	R	---	0.2	0	0	0	0-1
3/29	USC	R	---	0.1	1	0	0	0-0
3/30	USC	R	---	0.0	0	0	0	1-0
4/7	GCU	R	---	0.1	1	1	1	0-0
4/19	UCLA	R	---	1.0	0	0	0	1-1
Season Totals: 16 0-0 12.1 10 11 11 10-18								

2002	Opp.	S/R	W/L	IP	H	R	ER	BB-SO
2/2	ORU	S	---	5.0	4	4	3	2-6
2/10	TENN	S	W	6.2	2	1	0	6-9
2/17	@ FSU	R	---	6.1	3	3	3	3-6
2/24	CSF	R	---	5.1	5	5	3	2-3
3/3	LMU	S	W	6.1	4	3	2	4-5
3/10	OKST	S	---	5.0	4	2	2	3-6
3/17	OKLA	S	L	5.2	10	3	3	3-6
3/24	@ ARIZ	S	L	4.0	7	8	7	5-5
3/28	WASH	R	L	0.0	1	2	2	0-0
4/6	@ WSU	S	---	3.1	3	5	4	3-2
4/13	@ UCLA	S	L	4.1	3	5	4	2-1
4/19	Cal	R	---	1.0	1	1	1	0-3
4/21	Cal	R	---	3.0	3	1	1	1-1
4/26	@ ND	R	---	0.0	0	1	1	0-0
5/12	@ STAN	R	---	0.1	0	0	0	0-1
5/15	PORT	R	---	1.2	1	0	0	0-2
5/18	USC	R	---	1.0	2	2	2	2-0
5/24	OSU	R	W	2.0	1	1	1	0-0
5/25	OSU	R	W	1.2	1	0	0	1-0
Season Totals: 18 4-4 62.3 55 46 38 37-56								

2001	Opp.	S/R	W/L	IP	H	R	ER	BB-SO
2/1	S. Utah	R	---	0.1	0	0	0	0-1
2/3	S. Utah	R	---	0.1	0	0	0	0-0
2/10	Duke	R	---	0.1	2	1	1	1-0
2/17	Creighton	R	---	0.2	0	0	0	0-0
2/23	@ CSF	R	S	1.0	0	0	0	0-2
3/2	LSU	R	---	1.2	3	2	0	1-3
3/4	LSU	R	---	3.0	4	2	2	0-2
3/10	S. Florida	R	---	3.1	2	0	0	2-4
3/16	@ Cal	R	S	3.0	0	0	0	1-3
3/26	@ OSU	R	---	3.0	5	4	3	2-3
4/1	Stanford	R	---	1.0	4	3	3	0-1
4/7	@ USC	R	---	0.1	0	1	1	1-0
4/9	@ CSF	R	---	2.1	4	4	4	2-1
4/14	WSU	R	---	1.0	2	1	1	1-0
4/19	@ ORU	R	---	2.2	2	2	2	0-1
4/23	Gonzaga	R	S	0.1	1	0	0	0-1
4/29	@ Tenn	S	---	3.0	3	2	2	1-1
5/16	@ Nevada	S	---	3.1	4	2	2	2-3
5/19	UCLA	R	---	0.2	0	0	0	2-1
5/20	UCLA	R	S	2.0	4	3	3	2-4
5/26	Texas Tech	R	---	4.1	6	4	1	1-8
Season Totals: 22 0-0-4 39.0 47 31 25 21-41								

2000	Opp.	S/R	W/L	IP	H	R	ER	BB-SO
3/4	Arizona	R	---	2.0	1	0	0	0-4
3/16	Maine	R	---	1.0	0	0	0	1-2
3/17	Maine	R	---	1.1	3	1	1	1-0
3/26	@ Cal	R	---	1.0	2	0	0	1-0
4/8	Oregon St.	R	---	0.2	1	1	0	0-1
4/21	UCLA	R	---	3.2	2	1	1	2-2
4/25	@ Okla.	R	---	1.1	2	2	2	5-0
4/29	@ USC	R	L	1.1	4	4	4	2-1
5/12	UW	R	S	4.0	7	5	4	2-9
Season Totals: 9 0-1-1 16.1 22 14 12 14-19								

Matt Leaf • RHP • #22

2003	Opp.	S/R	W/L	IP	H	R	ER	BB-SO
1/17	UHH - 1	S	---	2.0	3	2	2	2-0
1/26	SDSU	R	---	1.0	0	0	0	0-2
2/7	BYU	R	---	1.0	1	0	0	0-0
2/16	OSU	R	---	1.0	1	0	0	0-1
3/7	SUU	R	---	1.0	0	0	0	1-1
4/7	GCU	R	---	0.2	0	0	0	0-0
Season Totals: 6 0-0 6.2 5 2 2 3-4								

Javy Lopez • RHP • #3

2003	Opp.	S/R	W/L	IP	H	R	ER	BB-SO
1/16	UHH	R	---	1.0	2	0	0	0-2
1/17	UHH - 2	R	---	1.0	0	0	0	0-0
1/26	SDSU	R	---	1.1	2	1	1	0-2
2/6	BYU	R	---	1.0	1	0	0	0-1
2/8	BYU	R	---	1.2	2	0	0	1-0
2/15	Okla. State	R	---	0.2	1	1	1	1-0
2/16	OSU	R	---	0.1	0	0	0	0-0
2/23	ND	R	W	1.0	2	2	2	0-0
3/1	PSU	R	---	1.0	1	0	0	0-0
3/6	CSUN	R	---	2.0	1	0	0	0-1
3/9	CSUN	R	---	0.2	2	0	0	0-0
Season Totals:			11	1-0	11.2	15	4	2-6

Sun Devil Baseball 2003

Sun Devil Pitchers -- Career Game-by-Game

2/24	CSF	R	L	2.2	3	2	2	1-2
3/2	LMU	S	W	9.0	3	2	1	8-6
3/8	UNLV	S	W	7.0	4	0	0	0-10
3/12	NMSU	R	---	2.1	2	2	2	0-6
3/16	OKLA	R	W	8.0	7	4	4	3-8
3/22	@ ARIZ	S	---	3.2	4	4	4	5-1
3/28	WASH	S	---	6.0	7	4	4	2-3
4/1	@ UNLV	S	---	3.0	4	4	4	3-1
4/7	@ WSU	S	W	7.0	9	4	4	3-8
4/14	@ UCLA	S	W	8.0	4	2	2	6-4
4/21	Cal	S	L	4.0	5	5	2	2-3
4/26	@ ND	S	L	4.1	6	6	5	3-5
5/12	@ STAN	S	L	7.1	6	3	3	4-4
5/18	USC	S	---	6.0	3	2	1	4-5
5/25	OSU	S	---	4.0	8	6	6	1-5
6/2	UH	S	L	3.1	8	5	3	1-2
Season Totals:		31	7-6-1	97.0	94	59	51	51-91

Josh Perrault • RHP • #38

2003	Opp.	S/R	W/L	IP	H	R	ER	BB-SO
3/23	Stanford	R	---	1.0	0	0	0	0-1
3/28	USC	R	---	1.0	0	0	0	1-2
Season Totals:		2	0-0	2.0	0	0	0	1-3

2002	Opp.	S/R	W/L	IP	H	R	ER	BB-SO
2/1	S. Utah	R	---	0.1	0	0	0	0-0
2/17	@ FSU	S	---	0.2	0	0	0	0-0
3/24	@ ARIZ	R	---	1.0	2	1	1	0-0
4/1	@ UNLV	R	---	1.1	3	1	1	0-1
4/6	@ WSU	R	---	0.1	3	1	1	1-0
4/19	Cal	R	---	2.0	2	0	0	0-3
4/21	Cal	R	---	1.2	3	1	1	0-1
5/15	PORT	S	---	2.0	5	3	3	1-3
5/18	USC	R	---	1.0	2	2	2	1-0
Season Totals:		9	0-0	10.1	17	9	8	3-9

Ryan Schroyer • RHP • #12

2003	Opp.	S/R	W/L	IP	H	R	ER	BB-SO
1/17	@ UHH - 1	R	S	2.1	1	0	0	1-4
1/19	@ UHH - 2	R	---	1.0	0	0	0	0-2
1/24	SDSU	R	S	1.0	1	0	0	0-2
1/25	SDSU	R	W	0.2	1	0	0	0-1
2/2	@ LBSU	R	S	1.0	1	0	0	0-1
2/6	BYU	R	W	0.1	0	0	0	0-0
2/8	BYU	R	W	2.0	1	0	0	1-3
2/15	Okl. State	R	---	1.0	1	0	0	0-0
2/22	ND	R	---	1.0	1	0	0	0-3
2/23	ND	R	S	3.0	3	0	0	0-2
3/2	PSU	R	S	1.1	1	0	0	0-3
3/8	Utah	R	S	1.0	0	0	0	0-3
3/14	Oklahoma	R	---	0.2	0	0	0	0-0
3/18	Wichita St.	R	---	1.0	1	1	0	2-0
3/22	Stanford	R	W	3.0	1	0	0	0-2
3/23	Stanford	R	L	1.0	2	1	1	0-0
3/29	USC	R	L	2.1	3	1	1	2-0
3/30	USC	R	S	1.2	3	1	1	0-0
4/7	GCU	R	---	0.1	0	0	0	0-1
4/13	Cal - 2	R	---	2.0	5	0	0	1-2
4/17	UCLA	R	---	0.1	0	0	0	1-0
4/18	UCLA	R	---	4.2	3	1	1	2-5
Season Totals:		22	4-2-7	32.2	29	5	4	8-34

2002	Opp.	S/R	W/L	IP	H	R	ER	BB-SO
2/1	S. Utah	S	W	6.2	3	0	0	3-11
2/8	Tennessee	S	---	5.2	7	4	3	3-8
2/15	@ FSU	S	L	3.1	8	5	5	5-3
2/22	CSF	S	---	4.0	3	1	1	4-3
3/3	LMU	R	---	1.0	2	1	1	1-3
3/9	SJU	R	---	1.0	0	0	0	0-2
3/10	OKST	R	---	1.0	0	0	0	0-3
3/12	NMSU	R	---	0.2	0	0	0	2-2
3/16	OKLA	R	S	1.0	0	0	0	1-2
3/17	OKLA	R	---	1.1	0	0	0	0-1
3/22	@ ARIZ	R	S	1.0	0	0	0	0-3
3/23	@ ARIZ	R	S	2.0	1	0	0	1-1
3/30	WASH	R	---	2.0	1	0	0	1-4
4/1	@ UNLV	R	---	0.2	0	1	0	1-0
4/6	@ WSU	R	W	3.0	3	0	0	0-3
4/12	@ UCLA	R	W	4.0	1	0	0	3-5
4/20	Cal	R	W	3.0	2	1	1	2-3
4/24	@ OKLA	R	S	1.0	0	0	0	0-1
5/11	@ STAN	R	S	4.0	7	2	2	4-3
5/15	PORT	R	---	1.0	1	0	0	1-2
5/17	USC	R	S	2.0	1	1	1	0-2
5/24	OSU	R	---	1.0	0	0	0	0-1
5/26	OSU	R	S	3.1	3	0	0	0-3
5/31	USD	R	S	2.0	1	0	0	1-4
6/2	UH	R	---	5.0	6	2	2	2-2
Season Totals:		25	4-1-8	60.2	50	18	16	35-75

2001	Opp.	S/R	W/L	IP	H	R	ER	BB-SO
2/3	S. Utah	S	W	4.2	5	0	0	0-9
2/10	Duke	S	W	5.0	1	0	0	4-5
2/17	St. Mary's	S	L	3.1	4	4	4	1-4
3/3	LSU	R	---	0.2	1	2	2	1-0
3/10	S. Florida	R	---	1.0	0	0	0	0-2
3/11	S. Florida	R	---	1.0	0	0	0	1-0
3/18	@ Cal	R	---	0.2	2	3	3	2-1
3/26	@ OSU	R	---	0.1	2	2	2	0-1
4/1	Stanford	S	---	3.1	2	1	1	3-3
4/6	@ USC	S	L	2.1	6	6	6	2-1
4/14	WSU	S	---	2.0	1	2	2	2-3
4/19	@ ORU	S	---	3.0	2	0	0	5-0
5/26	@ Fullerton	R	---	1.0	2	3	3	1-0
Season Totals:		13	2-2	28.1	28	23	23	22-29

Mark Sopko • RHP • #41

2003	Opp.	S/R	W/L	IP	H	R	ER	BB-SO
1/16	UHH	S	---	2.1	2	0	0	2-4
1/19	UHH	S	W	3.0	1	0	0	0-2
1/24	SDSU	S	---	4.2	6	2	2	1-4
1/31	LBSU	S	---	3.0	5	0	0	0-2
2/6	BYU	S	---	4.0	4	1	1	1-2
2/14	Gonzaga	R	W	7.0	3	0	0	0-5
2/23	ND	R	---	0.0	4	4	4	0-0
3/1	PSU	R	---	1.0	0	0	0	0-2
3/7	SUU	S	W	5.0	5	0	0	1-4
3/14	Oklahoma	R	L	0.2	1	1	1	0-0
3/15	Oklahoma	R	---	1.0	1	0	0	0-1
3/18	Wichita St.	R	---	0.2	1	0	0	0-2
3/19	Wichita St.	R	---	5.0	3	0	0	1-2
3/23	Stanford	R	---	2.0	3	2	2	1-3
3/24	Stanford	R	L	0.0	2	2	2	0-0
4/2	N. Mexico	R	---	0.1	2	1	1	0-0
4/11	California	R	---	2.0	1	1	0	3-2
4/19	UCLA	R	---	1.0	0	0	0	0-0
Season Totals:		18	3-2	42.2	44	14	13	10-35

2002	Opp.	S/R	W/L	IP	H	R	ER	BB-SO
1/31	OSU	R	---	1.0	0	0	0	0-1
2/3	S. Utah	R	---	0.2	0	0	0	0-0
2/10	TENN	R	---	1.1	3	3	2	1-1
2/15	@ FSU	R	---	1.2	1	1	1	1-1
2/22	CSF	R	---	1.2	1	0	0	0-1
3/3	LMU	R	---	0.2	0	0	0	0-0
3/5	NMSU	R	S	2.0	2	1	1	1-1
3/9	SJU	R	---	1.0	1	0	0	0-1
3/12	NMSU	R	L	0.0	1	1	1	1-0
3/17	OKLA	R	---	2.0	3	4	4	3-3
3/22	@ ARIZ	R	W	2.0	1	0	0	1-1
3/28	WASH	R	---	0.0	2	3	3	1-0
3/30	WASH	R	---	2.2	2	2	2	1-1
4/5	@ WSU	R	---	2.0	3	1	1	0-0
4/14	@ UCLA	R	---	1.0	1	0	0	0-0
4/20	Cal	R	---	1.0	0	0	0	1-2
4/21	Cal	R	---	0.1	0	0	0	0-1
4/24	@ OKLA	R	W	2.2	1	0	0	2-0
4/26	@ ND	R	---	3.2	3	2	1	2-2
5/10	@ STAN	R	---	1.0	1	0	0	0-1
5/12	@ STAN	R	---	0.1	0	0	0	0-1
5/18	USC	R	L	1.0	1	3	3	1-2
5/25	OSU	R	---	0.2	0	0	0	0-2
5/31	USD	R	---	2.0	1	0	0	0-0
6/2	UH	R	---	0.2	2	1	1	0-1
Season Totals:		25	2-2-1	33.0	30	22	20	16-23

Ben Thurmond • RHP • #40

2003	Opp.	S/R	W/L	IP	H	R	ER	BB-SO
1/19	UHH	R	---	2.0	1	0	0	1-2
1/26	SDSU	R	---	1.0	0	0	0	0-2
2/7	BYU	R	W	2.0	0	0	0	0-1
2/14	Gonzaga	S	---	2.0	5	4	2	0-1
2/17	Gonzaga	R	W	3.0	4	0	0	0-2
2/23	ND	S	---	5.0	4	1	1	0-4
3/2	PSU	S	W	5.0	3	2	1	1-3
3/8	Utah	S	---	3.2	6	4	4	2-8
3/14	Oklahoma	S	---	5.1	6	3	3	0-6
3/24	Stanford	S	---	6.2	9	2	2	0-5
3/30	USC	S	---	4.2	3	1	1	3-0
4/13	Cal - 1	S	---	3.0	2	0	0	5-3
4/19	UCLA	S	W	7.0	5	1	1	2-7
Season Totals:		13	4-0	50.1	48	18	15	14-44

Beau Vaughan • RHP • #26

2003	Opp.	S/R	W/L	IP	H	R	ER	BB-SO	
1/16	UHH	R	---	1.0	0	0	0	0-3	
1/17	UHH - 1	R	W	4.2	3	3	3	1-9	
1/25	SDSU	R	---	3.1	3	2	2	1-3	
1/31	@ LBSU	R	L	1.2	3	4	4	1-1	
2/2	@ LBSU	R	---	1.1	0	0	0	0-0	
2/6	BYU	R	---	2.2	3	2	0	2-1	
2/8	BYU	R	---	1.2	1	0	0	0-2	
2/15	Okl. State	S	W	5.0	5	1	1	2-8	
2/22	ND	S	W	5.2	4	3	1	4-6	
3/2	PSU	R	---	2.0	5	5	5	1-0	
3/8	Utah	R	W	4.1	1	0	0	0-5	
3/14	Oklahoma	R	---	1.1	1	2	0	1-3	
3/16	Oklahoma	R	---	1.0	1	0	0	0-1	
3/18	Wichita St.	R	W	4.0	3	0	0	0-7	
3/22	Stanford	R	---	3.2	5	4	4	2-7	
3/28	USC	S	---	4.2	8	4	4	1-3	
4/2	N. Mexico	S	L	3.2	6	8	5	1-3	
4/13	Cal - 1	R	W	6.0	3	0	0	2-3	
4/17	UCLA	R	L	5.1	5	4	4	1-10	
Season Totals:			18	6-3	63.0	60	42	31	21-75

Sun Devil Baseball 2003

Sun Devil Miscellaneous Hitting Statistics

Stats By Position			Stats By Order			Record By Margin				Big Innings	
Pos.	HR	RBI	Pos.	HR	RBI	No.	Total	H	A	Runs	No.
C	3	43	1	3	37	1R	3-5	3-4	0-1	2	42
1B	13	74	2	3	46	2R	5-1	3-1	2-0	3	28
2B	5	41	3	9	66	3R	1-1	0-1	1-0	4	22
3B	4	45	4	9	49	4R	3-1	1-1	2-0	5	10
SS	3	38	5	11	58	5R	2-0	0-0	2-0	6	6
LF	5	43	6	2	45	6R	2-1	1-0	1-1	7	5
CF	5	44	7	8	51	7R	3-0	2-0	1-0	8	2
RF	4	45	8	3	50	8R	4-0	3-0	1-0	9	2
DH	10	45	9	6	43	9R	3-0	1-0	2-0	10+	0
PH	2	18	Tot.	54	443	10+R	13-0	9-0	4-0	Tot.	115
Tot.	54	443				Tot.	39-9	23-7	16-2		

A includes neutral

How the Sun Devils Have Scored:

0-Out Runs	1-Out Runs	2-Out Runs	Total Runs	Two-Out RBI
107	181	189	478	155

Home Runs By ASU (54)

Player	Date	Opp.	Pitcher	Runners
Bocchi	1/16	UHH	Shimabuku	3-Run HR
West	1/17	UHH (1)	Zimmerman	Solo HR
Wyrick	1/17	UHH (2)	Vernon	2-Run HR
Larish	1/18	UHH	Lockett	2-Run HR
Ethier	1/18	UHH	Lockett	2-Run HR
West	1/18	UHH	Usui	Solo HR
Bosch	1/18	UHH	Daugherty	Grand Slam
Larish	1/19	UHH (1)	Inaba	3-Run HR
Allen	1/19	UHH (2)	Ebbs	3-Run HR
Pedroia	1/24	SDSU	Pace	2-Run HR
West	1/25	SDSU	Carque	Solo HR
Larish	1/25	SDSU	Hartshorn	Solo HR
Larish	1/26	SDSU	Lindsey	2-Run HR
Garrabrants	1/26	SDSU	Lindsey	Grand Slam
Larish	1/26	SDSU	Coon	Grand Slam
Buck	2/6	BYU	Mousser	Solo HR
Garrabrants	2/6	BYU	Mousser	2-Run HR
West	2/7	BYU	Bergeron	Solo HR
Larish	2/7	BYU	Garcia	Solo HR
Mesa	2/7	BYU	Garcia	2-Run HR
Bocchi	2/8	BYU	Gravley	3-Run HR
Larish	2/8	BYU	Gravley	Solo HR
Garrabrants	2/16	OSU	Koller	3-Run HR
Pedroia	2/16	OSU	Koller	Solo HR
Allen	2/16	OSU	Koller	3-Run HR
Garrabrants	2/17	GU	White	Grand Slam
Allen	2/17	GU	White	2-Run HR
Larish	2/22	ND	Ogilvie	Grand Slam
West	2/22	ND	Vergara	2-Run HR
West	2/22	ND	Vergara	Grand Slam
West	2/23	ND	Gagne	2-Run HR
Larish	2/28	PSU	Stidfole	Grand Slam
Guerrero	2/28	PSU	Wingard	3-Run HR
Bosch	3/1	PSU	Cline	2-Run HR
Larish	3/2	PSU	Farrell	3-Run HR
Buck	3/7	SUU	Bunker	Grand Slam
West	3/9	CSUN	Jean	2-Run HR
Larish	3/9	CSUN	Hochgesang	3-Run HR
West	3/14	OKLA	Roberts	2-Run HR
Allen	3/14	OKLA	Roberts	2-Run HR
Garrabrants	3/23	STAN	McCally	2-Run HR
Ethier	3/23	STAN	O'Hagan	3-Run HR
Larish	3/30	USC	Olsen	Solo HR
Guerrero	3/30	USC	Olsen	Solo HR
Larish	4/2	UNM	Smith	2-Run HR
Pedroia	4/2	UNM	Smith	Solo HR
Garrabrants	4/7	GCU	Michael	3-Run HR
Bosch	4/11	Cal	Brown	2-Run HR
Allen	4/11	Cal	Swick	Grand Slam
Gosewisch	4/17	UCLA	Kunes	2-Run HR
Ethier	4/18	UCLA	Silva	Solo HR
Ethier	4/19	UCLA	Janssen	3-Run HR
Buck	4/19	UCLA	Janssen	2-Run HR
Larish	4/19	UCLA	Miltnerberger	Grand Slam

Home Runs By Opponents (29)

Player	Date	Team	Pitcher	Runners
Stephens	1/26	SDSU	Arguello	Solo HR
Itri	2/6	BYU	Sopko	Solo HR
Itri	2/7	BYU	Liebeck	Solo HR
Jacobsen	2/7	BYU	Liebeck	2-Run HR
Andres	2/22	ND	Vaughan	Solo HR
Rizzo	2/23	ND	Thurmond	Solo HR
Macri	2/23	ND	Lopez	2-Run HR
Harter	3/1	PSU	McClellan	Solo HR
Harter	3/2	PSU	Vaughan	2-Run HR
Simpson	3/6	CSUN	Averill	Solo HR
Jordanson	3/8	Utah	Thurmond	2-Run HR
Wyman	3/14	OKLA	Thurmond	Solo HR
Yaconetti	3/14	OKLA	Thurmond	2-Run HR
Yaconetti	3/15	OKLA	Kartler	Solo HR
Wyman	3/16	OKLA	Bordes	Solo HR
Moffitt	3/19	WST	Bordes	2-Run HR
Moon	3/29	USC	Averill	Solo HR
S. Gordon	3/29	USC	Averill	2-Run HR
Lunetta	3/30	USC	McClellan	Solo HR
Bonovich	3/30	USC	Arguello	Solo HR
Salas	4/2	UNM	Vaughan	2-Run HR
Kaats	4/7	GCU	McClellan	Solo HR
Conley	4/11	Cal	Averill	Solo HR
Whisler	4/17	UCLA	Averill	2-Run HR
McCarthy	4/17	UCLA	Vaughan	2-Run HR
Griffin	4/18	UCLA	McClellan	2-Run HR
Susdorf	4/18	UCLA	Schroyer	Solo HR
Griffin	4/19	UCLA	Thurmond	Solo HR

Series Pitching Breakdown:

	W-L	ERA	IP	H	R	ER	BB	S.O
Hawai'i-Hilo	6-0	2.40	45.0	30	15	12	21	55
SDSU	3-0	5.67	27.0	31	17	17	9	29
LBSU	2-1	3.12	26.0	24	13	9	6	10
BYU	3-0	3.33	27.0	28	15	10	14	23
Tourney-1	3-0	3.00	27.0	26	11	9	10	21
DAY/ND	3-0	3.00	27.0	24	12	9	9	25
PSU	3-0	2.33	27.0	25	8	7	8	27
Tourney-2	4-0	2.12	34.0	28	8	8	9	39
Oklahoma	2-1	2.67	27.0	27	11	8	7	28
Wichita St.	1-1	3.00	18.0	16	8	6	10	21
STAN	1-2	5.70	30.0	39	19	19	5	27
USC	2-1	5.06	26.2	31	15	15	13	11
CAL	3-0	1.00	27.0	26	4	3	18	14
UCLA	1-2	4.94	31.0	29	18	17	10	36
WSU								
OSU								
WASH								
ARIZ								

Series Batting Breakdown:

	AVG	AB	R	H	RBI	2B-3B-HR	BB-SO
Hawai'i-Hilo	.439	221	85	97	82	23-4-9	33-19
SDSU	.298	104	35	31	33	7-0-6	24-11
LBSU	.245	102	12	25	11	3-0-0	10-26
BYU	.343	108	29	37	28	5-0-7	22-18
Tourney-1	.319	94	24	30	24	4-2-3	22-19
DAY/ND	.336	110	40	37	37	5-0-4	30-10
PSU	.380	100	36	38	30	10-2-4	26-7
Tourney-2	.420	143	47	60	44	19-2-3	15-19
Oklahoma	.340	106	25	36	23	13-0-2	15-16
Wichita St.	.318	66	12	21	10	4-1-0	10-10
STAN	.265	113	17	30	17	6-2-2	10-23
USC	.363	113	23	41	20	5-0-2	26-21
CAL	.311	106	27	33	25	6-0-2	14-20
UCLA	.364	132	32	48	27	8-1-5	17-19
WSU							
OSU							
WASH							
ARIZ							

Pinch-Hitting Statistics:

Player	AB	AVG	H	2B	3B	HR	RBI
Larish	1	1.000	1	0	0	0	0
Buck	1	1.000	1	0	0	0	1
Garrabrants	4	.500	2	1	0	1	4
Allen	6	.667	4	1	0	1	4
Walsh	20	.350	7	1	0	0	4
Wyrick	9	.333	3	0	0	0	0
Guerrero	18	.278	5	0	1	0	4
Bosch	4	.250	1	0	0	0	0
Mesa	2	.500	1	0	0	0	2
Kartler	6	.000	0	0	0	0	0
Schoenberger	2	.000	0	0	0	0	0
West	3	.000	0	0	0	0	0
Bocchi	5	.200	1	0	0	0	0
Cadena	2	.000	0	0	0	0	1
Team Totals:	85	.306	26	3	1	2	19



Sun Devil Baseball 2003

Game-by-Game Capsules:

GAME 1

#8 SUN DEVILS 9, Hawai'i-Hilo 0

Jan. 16, 2003 at Wong Stadium

	1	2	3	4	5	6	7	8	9	R	H	E
ASU	0	0	0	3	2	0	4	0	0	-	9	16 0
UHH	0	0	0	0	0	0	0	0	0	-	0	4 2

W: McClellan (1-0); L: Shimabuku (0-1); S: None

HR: Bocchi (1)

Time: 3:29 Attendance: 324 Record: 1-0

HIGHLIGHTS: Six ASU pitchers, including four newcomers, combined to give up only four hits and struck out 13 batters to help lead the Devils to a 9-0 win on opening day 2003. Sophomore catcher Joel Bocchi game ASU the lead in the fourth inning with a three-run home run. Rookie pitchers Brett Bordes, Javy Lopez, Chris Beatty and Beau Vaughan each struck out two or more batters in their ASU debuts. Junior second baseman Steve Garrabrants led all players with three hits. Senior RHP Robbie McClellan picked up his eighth career victory with two shutout innings of work.

GAME 2

#8 SUN DEVILS 10, Hawai'i-Hilo 5

Jan. 17, 2003 at Wong Stadium

	1	2	3	4	5	6	7	8	9	R	H	E
ASU	1	0	0	2	0	4	2	1	0	-	10	13 1
UHH	0	1	1	0	0	0	3	0	0	-	5	9 3

W: Vaughan (1-0); L: Ebbs (0-1); S: Schroyer (1)

HR: West (1)

Time: 3:42 Attendance: --- Record: 2-0

HIGHLIGHTS: Dustin Pedroia was 3-for-4 with two RBI to help lead the Devils to a 10-5 win in the first game of a doubleheader. Pedroia also had two hit-by-pitches and scored two runs in the victory. Relief pitcher Beau Vaughan picked up the win by striking out nine and allowing only three hits in 4.2 innings. Junior closer Ryan Schroyer sealed the win with 2.1 innings of scoreless relief to pick up his first save of the year and the ninth of his career.

GAME 3

#8 SUN DEVILS 14, Hawai'i-Hilo 2

Jan. 17, 2003 at Wong Stadium

	1	2	3	4	5	6	7	R	H	E
ASU	2	3	1	3	1	0	4	-	14	14 0
UHH	0	0	2	0	0	0	0	-	2	7 4

W: Liebeck (1-0); L: Miyahira (0-1); S: None

HR: Wyrick (1)

Time: 2:31 Attendance: 302 Record: 3-0

HIGHLIGHTS: First baseman Jeff Larish was 3-for-4 with four RBI and junior center fielder Rodney Allen was 2-for-4 with four RBI to help the Devils sweep the second game of a doubleheader at Wong Stadium. Senior starting pitcher Jared Liebeck picked up the win by striking out seven in six innings of work. Junior RHP Javy Lopez finished off the win with a perfect inning of work. Senior third baseman Dennis Wyrick hit his first career home run with a shot deep over the center field fence. The home run came on his 413th career at-bat. Freshman Travis Buck and sophomore catcher Tuffy Gosewisch also added multi-hit games.

GAME 4

#8 SUN DEVILS 18, Hawai'i-Hilo 3

Jan. 18, 2003 at Simmons Field

	1	2	3	4	5	6	7	8	R	H	E
ASU	3	1	0	5	0	0	1	8	-	18	19 2
UHH	0	0	0	0	0	0	0	3	-	3	3 2

W: Averill (1-0); L: Lockett (0-1); S: None

HR: Ethier (2), Larish (1), Ethier (1), Bosch (1)

Time: 2:39 Attendance: 78 Record: 4-0

HIGHLIGHTS: Freshman left-handed pitcher Erik Averill scattered only one hit in seven and a third innings in his ASU debut to help lead the Sun Devils to a 18-3 win at Simmons Field. Averill struck out seven and had his bid for ASU's first no-hitter since 1993 spoiled with a one-out double in the bottom of the eighth inning. ASU recorded season highs with 18 runs and 19 hits. Every starter and four reserves recorded at least one hit. ASU's eight-run eighth inning included a grand slam home run from freshman outfielder Ryan Bosch. Andre Ethier, Jeremy West and Jeff Larish also hit home runs in the Sun Devil victory.

GAME 5

#8 SUN DEVILS 16, Hawai'i-Hilo 0

Jan. 19, 2003 at Simmons Field

	1	2	3	4	5	R	H	E
ASU	3	0	1	9	3	-	16	17 0
UHH	0	0	0	0	0	-	0	2 0

W: Sopko (1-0); L: Inaba (0-1); S: None

HR: Larish (2)

Time: 2:37 Attendance: --- Record: 5-0

HIGHLIGHTS: Starter Mark Sopko and relief pitcher Ben Thurmond combined to allow only two hits and no runs in a five-inning 16-0 shutout of UHH. The Devils recorded 17 hits, including a nine-run fourth inning en route to the victory. Leadoff hitter Dustin Pedroia was 2-for-4 with a pair of doubles and right fielder Andre Ethier was 4-for-4 with two RBI and two runs scored. Sophomore first baseman Jeff Larish connected on his second home run in as many games and had four RBI.

GAME 6

#8 SUN DEVILS 18, Hawai'i-Hilo 5

Jan. 19, 2003 at Simmons Field

	1	2	3	4	5	6	7	R	H	E
ASU	7	4	3	0	1	2	1	-	18	18 0
UHH	0	0	4	0	0	1	0	-	5	5 2

W: McClellan (2-0); L: Ebbs (0-2); S: None

HR: Allen (1)

Time: 2:50 Attendance: 150 Record: 6-0

HIGHLIGHTS: The Sun Devils completed the six-game series sweep with an 18-5 victory in five innings in the second game of a doubleheader. Senior reliever Robbie McClellan picked up the win to improve to 2-0 while striking out three batters in two innings. Senior starter Bryce Kartler was effective in his 2003 debut with four strikeouts in two innings of work. At the plate junior first baseman Mike Guerrero led ASU with a 4-for-5 game with three RBI. Junior center fielder Rodney Allen was 2-for-5 with five RBI and a three-run home run. Freshman left fielder Travis Buck recorded his first extra base hit as a Devil with a run-scoring triple in the top of the first and sophomore shortstop Dustin Pedroia was 2-for-2 to extend his hitting streak to 17 games dating back to 2002.

GAME 7

#8 SUN DEVILS 7, San Diego State 5

Jan. 24, 2003 at Packard Stadium

	1	2	3	4	5	6	7	8	9	R	H	E
SDSU	0	0	1	0	3	0	1	0	0	-	5	13 2
ASU	0	0	0	0	0	1	2	4	x	-	7	9 0

W: McClellan (3-0); L: Miller (0-1); S: Schroyer (2)

HR: Pedroia (1)

Time: 3:20 Attendance: 3,972 Record: 7-0

HIGHLIGHTS: In Tony Gwynn's collegiate head coaching debut, the Sun Devils scored six runs in the last two innings to earn the come-from-behind win. Sophomore shortstop Dustin Pedroia sparked the comeback with a two-run home run in the seventh and plated the game-tying run with a single as part of the deciding four-run eighth inning. True freshman left fielder Travis Buck was 3-for-4 with a pair of doubles in the win and tabbed the game-winning RBI in the eighth inning. Senior RHP Robbie McClellan picked up his third win of the year by striking out five in 3.1 innings. Junior closer Ryan Schroyer earned his second save with a scoreless ninth inning.

GAME 8

#8 SUN DEVILS 4, San Diego State 3

Jan. 25, 2003 at Packard Stadium

	1	2	3	4	5	6	7	8	9	R	H	E
SDSU	0	0	0	0	0	1	0	0	2	-	3	9 1
ASU	0	0	0	0	1	1	0	1	1	-	4	9 2

W: Schroyer (1-0); L: Hartshorn (0-1); S: None

HR: West (3), Larish (3)

Time: 3:05 Attendance: 3,249 Record: 8-0

HIGHLIGHTS: Andre Ethier's one-out infield single in the bottom of the ninth inning broke a 3-3 tie to give the Sun Devils a 4-3 win over the SDSU Aztecs. ASU led 3-1 heading into the final frame, but SDSU rallied for two runs to tie the game. ASU's relief corps of Beau Vaughan and Ryan Schroyer were tough down the stretch, but the Aztecs still pushed the game into ASU's final at-bat. Dustin Pedroia was 2-for-4 and Jeremy West and Jeff Larish each hit solo home runs in the win.

GAME 9

#8 SUN DEVILS 24, San Diego State 9

Jan. 26, 2003 at Packard Stadium

	1	2	3	4	5	6	7	8	9	R	H	E
SDSU	0	0	0	0	0	7	1	1	0	-	9	9 7
ASU	3	0	6	4	0	1	3	7	x	-	24	13 2

W: Averill (2-0); L: Lindsey (0-1); S: None

HR: Larish - 2 (5), Garrabrants (1)

Time: 3:47 Attendance: 2,822 Record: 9-0

HIGHLIGHTS: The Sun Devils completed the series sweep of the Aztecs with a 24-9 pounding Sunday afternoon in front of 2,822 at Packard Stadium. Jeff Larish was 3-for-4 with two home runs and tied the school record with nine RBI. He blasted a two-run home run in the third and a grand slam in the fourth inning to lead the team with five home runs. Junior Steve Garrabrants also hit a grand slam in the third inning giving ASU nine different players to hit a home run in 2003. Freshman LHP Erik Averill picked up the win to improve to 2-0 while allowing only one hit in four innings. The 24 runs were the most scored by an ASU team since posting 23 against Creighton in 2001.

GAME 10

#13 Long Beach State 11, #8 ASU 5

Jan. 31, 2003 at Long Beach, Calif.

	1	2	3	4	5	6	7	8	9	R	H	E
ASU	0	0	0	2	0	0	0	0	3	-	5	12 1
LBSU	0	0	0	0	4	4	3	0	x	-	11	14 2

W: Alvarez (1-0); L: Vaughan (1-1); S: None

HR: None

Time: 3:47 Attendance: 1,334 Record: 9-1

HIGHLIGHTS: The Sun Devils dropped their first game of 2003 in a 11-5 defeat to the No. 13 Long Beach State 49ers. ASU held a 2-0 lead after four innings before the Dirtbags exploded for all 11 of their runs in the fifth, sixth and seventh innings. The top four of the LBSU lineup combined to go 9-for-16 with five RBI. LBSU starter Abe Alvarez picked up the win by allowing six hits and two runs in 5.2 innings. ASU starter Mark Sopko pitched well with three scoreless innings, but five Sun Devil relievers were roughed up for nine hits and 11 runs in five innings. Beau Vaughan was saddled with the loss by giving up four runs in 1.2 IP. At the plate freshman left fielder Travis Buck recorded his second three-hit game as a Sun Devil (3x4) and sophomore SS Dustin Pedroia had two hits to extend his hitting streak to 21 games.

GAME 11

#8 SUN DEVILS 3, #13 LBSU 0

Feb. 1, 2003 at Long Beach, Calif.

	1	2	3	4	5	6	7	8	9	R	H	E
ASU	0	0	0	1	0	0	1	0	1	-	3	7 0
LBSU	0	0	0	0	0	0	0	0	0	-	0	3 1

W: Liebeck (2-0); L: Weaver (0-1); S: None

HR: None

Time: 2:45 Attendance: 976 Record: 10-1

HIGHLIGHTS: Senior RHP Jared Liebeck fired a complete-game, three-hit shutout on only 88 pitches to lead the Sun Devils to a 3-0 win over No. 13 Long Beach State. Liebeck allowed only one runner to reach second base and before issuing his first walk of the game in the ninth inning had retired 10 straight batters. ASU played well defensively behind Liebeck, not committing an error for the sixth game this year. At the plate sophomore 1B Jeff Larish was 2-for-3 with an RBI and catcher Joel Bocchi notched his third multi-hit game of the year. Sophomore SS Dustin Pedroia was 1-for-4 with his eighth double of the year to extend his hitting streak to 22 games dating back to 2002. Pedroia also had a season-high five assists.

GAME 12

#8 SUN DEVILS 4, #13 LBSU 2

Feb. 2, 2003 at Long Beach, Calif.

	1	2	3	4	5	6	7	8	9	R	H	E
ASU	0	4	0	0	0	0	0	0	0	-	4	6 2
LBSU	0	0	0	0	0	0	2	0	0	-	2	7 1

W: Averill (3-0); L: Paz (0-1); S: Schroyer (3)

HR: None

Time: 3:12 Attendance: 1,235 Record: 11-1

HIGHLIGHTS: Freshman Erik Averill improved to 3-0 by not allowing an earned run in 6.2 innings as the Devils earned a series win over LBSU with a 4-2 victory. Dennis Wyrick had a two-run single that fueled ASU's four-run second frame. Junior closer Ryan Schroyer closed out the victory with his third save of the year.



Sun Devil Baseball 2003

Game-by-Game Capsules:

GAME 13

#8 SUN DEVILS 6, BYU 5

February 6, 2003 at Packard Stadium

	<u>1</u>	<u>2</u>	<u>3</u>	<u>4</u>	<u>5</u>	<u>6</u>	<u>7</u>	<u>8</u>	<u>9</u>		<u>R</u>	<u>H</u>	<u>E</u>
BYU	0	0	0	0	1	1	1	2	0	-	5	9	3
ASU	1	2	0	0	2	0	0	0	1	-	6	10	1

W: Schroyer (2-0); L: Jacinto (0-1); S: None

HR: Buck (1), Garrabrants (2), Itri (1)

Time: 3:24 Attendance: 2,850 Record: 12-1

HIGHLIGHTS: Sophomore third baseman Frank Mesa drew a bases loaded walk with no outs in the bottom of the ninth inning to give the Sun Devils a 6-5 win over BYU. ASU squandered a 5-1 lead with the Cougars rallying for five late-inning runs to tie the game. A two-out error by second baseman Steve Garrabrants in the eighth opened the door for two unearned runs to score and tie the game at 5-5. ASU built the four-run lead behind a solo home run from freshman Travis Buck and a two-run shot from Garrabrants in the second. Jeff Larish finished with three hits and sophomore SS Dustin Pedroia was 2-for-4. Relief pitcher Ryan Schroyer needed just one pitch to record the final out of the ninth inning and picked up the win to improve to 2-0 in his junior season.

GAME 14

#8 SUN DEVILS 17, BYU 6

February 7, 2003 at Packard Stadium

	<u>1</u>	<u>2</u>	<u>3</u>	<u>4</u>	<u>5</u>	<u>6</u>	<u>7</u>	<u>8</u>	<u>9</u>		<u>R</u>	<u>H</u>	<u>E</u>
BYU	0	2	2	2	0	0	0	0	0	-	6	9	2
ASU	0	0	7	1	3	5	1	0	x	-	17	18	3

W: Thurmond (1-0); L: Bergeron (0-1); S: None

HR: Larish (6), West (4), Mesa (1), Itri (2), Jacobsen (2)

Time: 3:44 Attendance: 2,896 Record: 13-1

HIGHLIGHTS: Down 4-0 after two innings, ASU stormed back to score 16 runs in the next three innings en route to a 17-6 win over BYU in the second of a three-game series. Sophomore 3B Frank Mesa was 4-for-6 with three RBI and a two-run home run and Jeff Larish added his team-leading sixth home run of the year. Dustin Pedroia notched his 10th multi-hit game of the year as well in the win. Senior Ben Thurmond picked up the win with two perfect innings out of the bullpen. The four ASU relievers (Thurmond, Beatty, Leaf, McClellan) combined for five shutout innings.

GAME 15

#8 SUN DEVILS 6, BYU 4

February 8, 2003 at Packard Stadium

	<u>1</u>	<u>2</u>	<u>3</u>	<u>4</u>	<u>5</u>	<u>6</u>	<u>7</u>	<u>8</u>	<u>9</u>		<u>R</u>	<u>H</u>	<u>E</u>
BYU	1	0	3	0	0	0	0	0	0	-	4	10	0
ASU	0	0	0	0	3	1	0	2	x	-	6	9	0

W: Schroyer (3-0); L: Jacinto (0-2); S: None

HR: Larish (7), Bocchi (2)

Time: 2:57 Attendance: 2,691 Record: 14-1

HIGHLIGHTS: Jeff Larish and Joel Bocchi each hit home runs to help overcome a 4-0 deficit and earn a 6-4 win over BYU. Larish blasted his seventh home run of the year and Bocchi hit a three-run shot to help erase BYU's four-run lead. After freshman Erik Averill struggled by giving up four runs in 2.1 innings, the bullpen took over to not allow any runs in the next 6.2 IP. Junior closer Ryan Schroyer picked up the win with three strikeouts in the final two innings.

GAME 16

#5 SUN DEVILS 8, Gonzaga 4

February 14, 2003 at Surprise Stadium

	<u>1</u>	<u>2</u>	<u>3</u>	<u>4</u>	<u>5</u>	<u>6</u>	<u>7</u>	<u>8</u>	<u>9</u>		<u>R</u>	<u>H</u>	<u>E</u>
GU	2	1	1	0	0	0	0	0	0	-	4	8	0
ASU	1	0	5	0	0	2	0	0	x	-	8	11	1

W: Sopko (2-0); L: Gonzalez (0-1); S: None

HR: None

Time: 2:59 Attendance: 467 Record: 15-1

HIGHLIGHTS: The Sun Devils used a five-run third inning and a solid five-strikeout, three-hit gem out of the bullpen by Mark Sopko to beat Gonzaga 8-4 in the Coca-Cola Surprise College Baseball Classic. Sopko registered career highs in strikeouts (5) and innings pitched (7.0) in his relief debut of 2003. At the plate Jeff Larish was 2-for-4 with a pair of RBI and Steve Garrabrants was 2-for-5 with a triple and a RBI. Tuffy Gosewisch and Dennis Wyrick also had two hits apiece in ASU's 15th win of the season.

GAME 17

#5 SUN DEVILS 7, Oklahoma State 3

February 15, 2003 at Surprise Stadium

	<u>1</u>	<u>2</u>	<u>3</u>	<u>4</u>	<u>5</u>	<u>6</u>	<u>7</u>	<u>8</u>	<u>9</u>		<u>R</u>	<u>H</u>	<u>E</u>
OKST	0	1	0	0	0	0	1	1	0	-	3	9	4
ASU	0	0	0	0	6	0	0	1	x	-	7	9	0

W: Vaughan (2-1); L: Scott Baker (1-1); S: None

HR: None

Time: 2:59 Attendance: 1,922 Record: 16-1

HIGHLIGHTS: Starter Beau Vaughan scattered five hits and one run while striking out eight in five innings to help lead ASU to a 7-3 win over Oklahoma State. ASU trailed early 1-0, but exploded for six runs in the fifth inning off projected first-round draft pick Scott Baker. Sophomore shortstop Dustin Pedroia had a clutch two-run triple to center field to put ASU on the board and Rod Allen added a two-run single to cap the six-run inning. Junior closer Ryan Schroyer nailed down the win with a scoreless ninth inning as ASU continued its best start since going 17-1 in 1978 and 1988.

GAME 18

#5 SUN DEVILS 9, Oregon State 4

February 16, 2003 at Surprise Stadium

	<u>1</u>	<u>2</u>	<u>3</u>	<u>4</u>	<u>5</u>	<u>6</u>	<u>7</u>	<u>8</u>	<u>9</u>		<u>R</u>	<u>H</u>	<u>E</u>
OSU	0	0	1	1	0	1	1	0	0	-	4	9	1
ASU	1	0	4	0	4	0	0	0	x	-	9	10	0

W: Liebeck (3-0); L: Copeland (0-1); S: None

HR: Pedroia (2), Allen (2), Garrabrants (3)

Time: 2:58 Attendance: 1,303 Record: 17-1

HIGHLIGHTS: Dustin Pedroia was 3-for-4 with a solo home run and double as the No. 5 Sun Devils equaled their best start in recorded school history at 17-1. Rod Allen and Steve Garrabrants also homered for the Devils as they won their eighth straight. Pedroia recorded his 11th multi-hit game of the year in the victory and now has at least one hit in 17 of ASU's 18 games. Allen, Garrabrants, Pedroia and RHP Mark Sopko were all named to the all-tournament team. Senior starting pitcher Jared Liebeck improved to 3-0 by giving up three runs in five-plus innings, while five relievers combined to hold the Beavers to one run over the final four innings.

GAME 19

#4 SUN DEVILS 17, Gonzaga 5

February 17, 2003 at Packard Stadium

	<u>1</u>	<u>2</u>	<u>3</u>	<u>4</u>	<u>5</u>	<u>6</u>	<u>7</u>	<u>8</u>	<u>9</u>		<u>R</u>	<u>H</u>	<u>E</u>
GU	0	3	0	0	0	0	0	1	1	-	5	13	6
ASU	2	0	7	2	6	0	0	0	x	-	17	11	0

W: Thurmond (2-0); L: Lichter (0-1); S: None

HR: Allen (3), Garrabrants (4)

Time: 3:22 Attendance: 1,490 Record: 18-1

HIGHLIGHTS: Steve Garrabrants was 2-for-6 with a career-high six RBI as the Sun Devils continued the school's best start since 1972 with a 17-5 win over Gonzaga at Packard Stadium. Garrabrants hit his fourth home run and his second in as many games with a grand slam in the third inning. Rod Allen also hit a home run for the second consecutive game, blasting a two-run shot as part of the seven-run third frame. Sophomore catcher Tuffy Gosewisch was 2-for-4 and had a career high three RBI. Senior Ben Thurmond improved to 2-0 by picking up the win with three scoreless innings out of the bullpen. Gonzaga out-hit ASU 13-11, but 10 walks and six errors proved to be costly as ASU was 7-for-16 with runners in scoring position. Freshman lefty Chris Beatty had is best outing as a Devil with two scoreless innings, giving up only one hit.

GAME 20

#4 SUN DEVILS 10, Dayton 1

February 21, 2003 at Packard Stadium

	<u>1</u>	<u>2</u>	<u>3</u>	<u>4</u>	<u>5</u>	<u>6</u>	<u>7</u>	<u>8</u>	<u>9</u>		<u>R</u>	<u>H</u>	<u>E</u>
UD	0	0	0	0	0	0	0	1	0	-	1	5	4
ASU	2	0	0	0	6	0	2	0	x	-	10	13	2

W: Liebeck (4-0); L: Miller (0-1); S: None

HR: None

Time: 2:59 Attendance: 2,309 Record: 19-1

HIGHLIGHTS: Andre Ethier and Frank Mesa each had three hits and starting pitcher Jared Liebeck threw seven scoreless innings as ASU picked up its 19th win of the year in a 10-1 defeat of Dayton. ASU out-hit the flyers 13-5 and capitalized on four errors. Sophomore SS Dustin Pedroia was 2-for-3 for his 12th multi-hit game of the year.

GAME 21

#4 SUN DEVILS 16, #11 Notre Dame 3

February 22, 2003 at Packard Stadium

	<u>1</u>	<u>2</u>	<u>3</u>	<u>4</u>	<u>5</u>	<u>6</u>	<u>7</u>	<u>8</u>	<u>9</u>		<u>R</u>	<u>H</u>	<u>E</u>
ND	0	1	0	0	0	2	0	0	0	-	3	6	3
ASU	0	0	0	0	5	4	2	5	x	-	16	10	3

W: Vaughan (3-1); L: Ogilvie (0-1); S: None

HR: West 2 (5, 6), Larish (8)

Time: 3:08 Attendance: 3,605 Record: 20-1

HIGHLIGHTS: Jeremy West and Jeff Larish each hit grand slam home runs as the Sun Devils defeated No. 11 Notre Dame 16-3 in front of 3,605 at Packard Stadium. West also had a two-run home run in the game and finished with three hits. Winning their 11th straight game and 20th of the season, the Devils erupted for two five-run innings and a four-run frame. Senior starting pitcher Beau Vaughan improved to 3-1 with six strikeouts and gave up one earned run in 5.2 innings. Dustin Pedroia added his 13th multi-hit game of the year with a 2-for-5 game.

GAME 22

#4 SUN DEVILS 14, #11 Notre Dame 8

February 23, 2003 at Packard Stadium

	<u>1</u>	<u>2</u>	<u>3</u>	<u>4</u>	<u>5</u>	<u>6</u>	<u>7</u>	<u>8</u>	<u>9</u>		<u>R</u>	<u>H</u>	<u>E</u>
ND	0	1	0	0	0	7	0	0	0	-	8	13	3
ASU	4	0	0	0	0	9	0	1	x	-	14	13	1

W: Lopez (7-0); L: Gagne (0-1); S: Schroyer (4)

HR: West (7)

Time: 3:24 Attendance: 3,403 Record: 21-1

HIGHLIGHTS: Arizona State scored nine runs in the sixth inning to overcome a 8-4 Notre Dame lead and recorded its 21st victory of the year. Head coach Pat Murphy also picked up his 700th career coaching win with the come-from-behind win. ASU led early 4-1, but Notre Dame scored seven in the top of the sixth to take the four-run lead. With two outs, Jeff Larish drew a full-count walk and started a rally that would see the next nine Sun Devils score. Jeremy West had a two-run home run and Larish cleared the bases with a three-run double to the left field gap. Sophomore Dustin Pedroia was 4-for-6 with a double for his 14th multi-hit game of the year. Junior RHP Ryan Schroyer picked up his fourth save with three scoreless innings out of the bullpen.

GAME 23

#2 SUN DEVILS 13, Penn State 0

February 28, 2003 at Packard Stadium

	<u>1</u>	<u>2</u>	<u>3</u>	<u>4</u>	<u>5</u>	<u>6</u>	<u>7</u>	<u>8</u>	<u>9</u>		<u>R</u>	<u>H</u>	<u>E</u>
PSU	0	0	0	0	0	0	0	0	0	-	0	6	1
ASU	1	0	2	5	0	0	3	2	x	-	13	16	1

W: Averill (4-0); L: Hamilton (0-1); S: None

HR: Larish (9), Guerrero (1)

Time: 2:55 Attendance: 1,871 Record: 22-1

HIGHLIGHTS: Three Sun Devil pitchers combined to give up only six hits and no runs as the No. 2/4 Arizona State Sun Devils defeated Penn State 13-0. Jeff Larish was 2-for-3 with three walks and six RBI, including his third grand slam of the year. Larish now leads the team with nine home runs and 48 RBI. ASU out-hit Penn State 16-6, with four Devils recording multi-hit games. Freshman lefty Erik Averill picked up the win with 5.2 scoreless innings out of the bullpen taking over for senior starter Jared Liebeck. Liebeck pitched well giving up only three hits in 2.1 scoreless innings, but did not return after a one-hour, five-minute rain delay during the top of the third inning. Joel Bocchi had three hits in the win for ASU.

GAME 24

#2 SUN DEVILS 12, Penn State 1

March 1, 2003 at Packard Stadium

	<u>1</u>	<u>2</u>	<u>3</u>	<u>4</u>	<u>5</u>	<u>6</u>	<u>7</u>	<u>8</u>	<u>9</u>		<u>R</u>	<u>H</u>	<u>E</u>
PSU	0	0	0	1	0	0	0	0	0	-	1	8	3
ASU	6	4	0	2	0	0	0	0	0	-	12	10	0

W: McClellan (4-0); L: Tressler (0-1); S: None

HR: Bosch (2), Harter (1)

Time: 2:42 Attendance: 2,219 Record: 23-1

HIGHLIGHTS: Arizona State tied its best start in school history with a 12-1 win over Penn State to improve to 23-1 overall. ASU also won its 14th straight game and the 800th all-time victory at Packard Stadium. Frank Mesa was 2-for-5 with three RBI and Dustin Pedroia notched his 15th multi-hit game of the year. Senior starter Robbie McClellan struck out six in five strong innings to improve to 4-0 in 2003. The ASU bullpen combined for four scoreless innings.



Sun Devil Baseball 2003

Game-by-Game Capsules:

GAME 25

#2 SUN DEVILS 11, Penn State 7

March 2, 2003 at Packard Stadium

	1	2	3	4	5	6	7	8	9	R	H	E
PSU	0	0	2	0	0	3	2	0	0	-	7	11 1
ASU	0	2	1	2	1	4	0	1	x	-	11	12 3

W: Thurmond (3-0); L: Palm (0-1); S: Schroyer (5)

HR: Larish (10), Harter (2)

Time: 2:53 Attendance: 2,404 Record: 24-1

HIGHLIGHTS: Jeff Larish hit his 10th home run of the season and Ryan Schroyer struck out three in 1.1 IP to nail down ASU's 15th straight win in a 11-7 victory over Penn State. The win improved ASU to 24-1, setting the ASU record for best start to the season. Dustin Pedroia was 2-for-5 with a pair of RBI and Larish was 2-for-3 with a triple and a three-run home run. Senior Ben Thurmond improved to 3-0 with five solid innings in which he scattered three hits and gave up only one earned run. Schroyer notched his fifth save.

GAME 26

#3 SUN DEVILS 10, CS Northridge 2

March 6, 2003 at Packard Stadium

	<u>1</u>	<u>2</u>	<u>3</u>	<u>4</u>	<u>5</u>	<u>6</u>	<u>7</u>	<u>8</u>	<u>9</u>		<u>R</u>	<u>H</u>	<u>E</u>
CSUN	0	0	0	1	0	0	1	0	0	-	2	8	5
ASU	3	1	1	1	1	0	1	2	x	-	10	15	1

W: Averill (5-0); L: Rosales (1-3); S: None

HR: Simpson (3)

Time: 3:04 Attendance: 2,214 Record: 25-1

HIGHLIGHTS: Shortstop Dustin Pedroia tied a career high with four hits and added three doubles to help lead ASU to a 10-2 win over Cal State Northridge. Winning their 16th straight game, ASU also scored in double-digits for the eighth straight contest. Pedroia's three doubles increased his Pac-10 leading total to 15 on the year and he now has 17 multi-hit games. Hot-hitting first baseman Jeff Larish was 2-for-4 with one RBI and a triple and sophomore catcher Joel Bocchi was 2-for-4 with two RBI. Freshman left-handed pitcher Erik Averill improved to 5-0 on the year with six solid innings. Averill scattered seven hits and struck out five. Javy Lopez and Robbie McClellan sealed the win with three shutout innings out of the bullpen.

GAME 27

#3 SUN DEVILS 19, Southern Utah 0

March 7, 2003 at Packard Stadium

	<u>1</u>	<u>2</u>	<u>3</u>	<u>4</u>	<u>5</u>	<u>6</u>	<u>7</u>		<u>R</u>	<u>H</u>	<u>E</u>
SUU	0	0	0	0	0	0	0	-	0	5	2
ASU	0	1	1	3	6	8	x	-	19	21	0

W: Sopko (3-0); L: Shepherd (0-2); S: None

HR: Buck (2)

Time: 2:48 Attendance: 2,632 Record: 26-1

HIGHLIGHTS: Freshman Travis Buck went 5-for-5 with seven RBI and hit for the cycle in ASU's most decisive win of the year with a 19-0 victory over Southern Utah. Buck capped his cycle by hitting a grand slam home run as part of ASU's eight-run sixth inning. Mark Sopko picked up the win to improve to 3-0 and four other Sun Devils recorded multi-hit games. Shortstop Dustin Pedroia was 3-for-4 for his 18th multi-hit game of the year, including hitting his 16th double of the year. Steve Garabrants and Frank Mesa each tabbed three hits in the victory.

GAME 28

#3 SUN DEVILS 6, Utah 4

March 8, 2003 at Packard Stadium

	<u>1</u>	<u>2</u>	<u>3</u>	<u>4</u>	<u>5</u>	<u>6</u>	<u>7</u>	<u>8</u>	<u>9</u>		<u>R</u>	<u>H</u>	<u>E</u>
UTAH	0	0	3	1	0	0	0	0	0	-	4	7	0
ASU	0	0	0	0	4	0	0	2	x	-	6	8	0

W: Vaughan (4-1); L: Price (2-1); S: Schroyer (6)

HR: Jordinson (4)

Time: 3:02 Attendance: 2,927 Record: 27-1

HIGHLIGHTS: Steve Garabrants drilled a two-strike, two-out double in the bottom of the eighth inning to score senior Dennis Wyrick with the game-winning run in ASU's 6-4 victory over Utah. ASU trailed 4-0 heading into the fifth, but scored four in the frame and then scored two in the eighth to win its 18th consecutive victory. Garabrants finished with two doubles. Wyrick scored the winning run after reaching on a two-out bunt single to second base. Starter Ben Thurmond struck out a season-high eight and was relieved by Beau Vaughan who gave up only one hit and struck out five in 4.1 IP. Junior closer Ryan Schroyer struck out the side in the ninth inning to record his sixth save of the year. Dustin Pedroia also hit his 17th double of the season to lead off the first inning.

GAME 29

#3 SUN DEVILS 12, CS Northridge 2

March 9, 2003 at Packard Stadium

	<u>1</u>	<u>2</u>	<u>3</u>	<u>4</u>	<u>5</u>	<u>6</u>	<u>7</u>	<u>8</u>	<u>9</u>		<u>R</u>	<u>H</u>	<u>E</u>
CSUN	0	0	2	0	0	0	0	0	0	-	2	8	4
ASU	2	0	1	3	3	0	3	0	x	-	12	15	2

W: Liebeck (5-0); L: Jean (0-1); S: None

HR: Larish (11), West (8)

Time: 3:16 Attendance: 3,389 Record: 28-1

HIGHLIGHTS: Jeff Larish went 2-for-4 with four RBI and hit his 11th home run of the year as the Sun Devils won their 19th straight game. Senior Dennis Wyrick was 3-for-3 while starting at third base and scored two runs. Dustin Pedroia tabbed his 19th multi-hit game and added his 18th double of the year. Senior Jered Liebeck improved to 5-0 with five strong innings before giving way to the bullpen.

GAME 30

#30 Oklahoma 6, #1 SUN DEVILS 5

March 14, 2003 at Packard Stadium

	1	2	3	4	5	6	7	8	9	R	H	E
OU	0	0	1	2	0	0	2	0	1	-	6	9 2
ASU	0	0	0	2	0	0	2	1	0	-	5	11 3

W: McAuliff (1-0); L: Sopko (3-1); S: None

HR: West (9), Allen (4), Wyman (4), Yaconetti (6)

Time: 3:19 Attendance: 4,155 Record: 28-2

HIGHLIGHTS: The Sun Devils trailed early by three runs, but battled back to tie the game at 5-5 in the eighth inning on a pinch-hit single by junior Nick Walsh. Oklahoma then rallied in the top of the ninth and scored the winning run when Reggie Willits crossed the play on a controversial call after a fielder's choice by Gilbert native Jay Yaconetti. ASU got two-run home runs from Jeremy West and Rod Allen, but it wasn't enough as ASU had its 21-game Packard Stadium winning streak and 19-game overall streak come to an end. Mark Sopko took the loss to fall to 3-1 giving up one run and one hit in 0.2 innings. West was 3-for-5 and sophomore third baseman Frank Mesa was 2-for-4 for ASU's only other multi-hit performance.

GAME 31

#1 SUN DEVILS 10, #30 Oklahoma 3

March 15, 2003 at Packard Stadium

	<u>1</u>	<u>2</u>	<u>3</u>	<u>4</u>	<u>5</u>	<u>6</u>	<u>7</u>	<u>8</u>	<u>9</u>		<u>R</u>	<u>H</u>	<u>E</u>
OU	0	0	1	0	1	0	1	0	0	-	3	11	1
ASU	0	0	0	4	1	2	1	2	x	-	10	15	0

W: Liebeck (6-0); L: Blair (2-2); S: None

HR: Yaconetti (7)

Time: 3:22 Attendance: 3,806 Record: 29-2

HIGHLIGHTS: Arizona State scored in each of the last five innings and recorded a season-high seven doubles en route to a 10-3 win over No. 30 Oklahoma. Marking the mid-point of the 2003 season, ASU scored in double-digits for the 18th time and out-hit the Sooners 15-11. Despite leaving 14 runners on base, ASU played strong down the stretch with five players recording multi-hit games. Playing without player of the year candidate Jeff Larish (back spasms), backup first baseman Mike Guerrero responded going 3-for-6 with three doubles and two RBI. Junior left fielder Rod Allen also had three hits to raise his season average over .300 and sophomore shortstop Dustin Pedroia recorded his 20th multi-hit game by going 2-for-4 with two RBI. Senior RHP Jered Liebeck remained perfect at 6-0.

GAME 32

#1 SUN DEVILS 10, #30 Oklahoma 2

March 16, 2003 at Packard Stadium

	<u>1</u>	<u>2</u>	<u>3</u>	<u>4</u>	<u>5</u>	<u>6</u>	<u>7</u>	<u>8</u>	<u>9</u>		<u>R</u>	<u>H</u>	<u>E</u>
OU	0	0	1	0	0	0	1	0	0	-	2	7	1
ASU	4	1	5	0	0	0	0	0	x	-	10	10	3

W: Averill (6-0); L: Purcey (0-1); S: None

HR: Wyman (5)

Time: 2:29 Attendance: 2,900 Record: 30-2

HIGHLIGHTS: The Devils recorded their 30th win of the year by scoring in double-digits for the second straight game against the No. 30 Sooners. ASU led off the game with consecutive doubles from Dustin Pedroia, Dennis Wyrick and Mike Guerrero to build an early 4-0 lead after the first inning. The Sun Devils added six more runs in the next two innings and cruised to the 10-2 victory. Freshman lefty Erik Averill picked up the win to improve to 6-0 and Pedroia recorded his 21st multi-hit game and had two more doubles to bring his season total to 21. Andre Ethier was also 2-for-4 in the victory.

GAME 33

#1 SUN DEVILS 9, #29 Wichita State 2

March 18, 2003 at Packard Stadium

	<u>1</u>	<u>2</u>	<u>3</u>	<u>4</u>	<u>5</u>	<u>6</u>	<u>7</u>	<u>8</u>	<u>9</u>		<u>R</u>	<u>H</u>	<u>E</u>
WSU	0	0	0	0	0	0	0	1	1	-	2	8	1
ASU	0	0	3	2	0	1	0	3	x	-	9	12	1

W: Vaughan (5-1); L: Uhlmansiek (3-1); S: None

HR: None

Time: 3:24 Attendance: 3,099 Record: 31-2

HIGHLIGHTS: Senior third baseman Dennis Wyrick continued his hot hitting with three hits and senior relief pitcher Beau Vaughan struck out seven in four innings to lead the Devils to a 9-2 win over Wichita State. ASU scored first with three runs in the third inning, with two runs scoring on a double by junior Mike Guerrero. Jeremy West and Travis Buck also added two-run doubles as the Devils won their 22nd game in the last 23 contests. Sophomore shortstop Dustin Pedroia was 1-for-2 with three runs scored and set a career high with three walks. Wyrick, who extended his hitting streak to a season-high seven games, also set a career high with two stolen bases.

GAME 34

#29 Wichita State 6, #1 SUN DEVILS 3

March 19, 2003 at Packard Stadium

	1	2	3	4	5	6	7	8	9	R	H	E
WSU	4	0	0	0	0	0	2	0	0	-	6	8 0
ASU	0	0	0	1	0	0	0	1	1	-	3	9 1

W: Sanders (3-0); L: Beatty (0-1); S: Dennison (4)

HR: Moffitt (5)

Time: 2:46 Attendance: 2,417 Record: 31-3

HIGHLIGHTS: Wichita State scored four runs in the first inning off freshman starter Chris Beatty and cruised to a 6-3 win to hand ASU only its third loss of the year. Third baseman Cody Clark provided all the runs the Shockers would need with a bases loaded triple in the first inning. Beatty took the loss giving up four runs and three hits in his first career start. Relievers Bryce Kartler and Mark Sopko combined for seven shutout innings out of the bullpen. Dustin Pedroia added his 22nd multi-hit game of the year in ASU's last non-conference game before entering Pac-10 play vs. Stanford over the weekend. Travis Buck and Andre Ethier also had two hits in the loss.

GAME 35

#1 SUN DEVILS 7, #6 Stanford 6 (11)

March 22, 2003 at Packard Stadium

	1	2	3	4	5	6	7	8	9	10	11	R	H	E
STAN	0	0	0	0	2	3	0	1	0	0	0	-	6	13 3
ASU	0	0	0	0	0	3	2	1	0	0	1	-	7	11 2

W: Schroyer (4-0); L: Manship (0-2); S: None

HR: None

Time: 4:12 Attendance: 4,019 Record: 32-3

HIGHLIGHTS: Dennis Wyrick singled with two outs in the bottom of the 11th inning to give the No. 1 Sun Devils a 7-6 come-from-behind win over the No. 6 Stanford Cardinal. Wyrick finished the game 3-for-6 with three RBI as ASU erased an early 5-0 deficit to improve to 32-3 overall. Travis Buck also had three hits and two RBI and drove home the tying run in the bottom of the eighth when he legged out an infield single. Junior closer Ryan Schroyer worked three scoreless innings giving up just one hit to record his fourth win of the year and maintain his 0.00 ERA in 20.1 innings this year.

GAME 36

#6 Stanford 9, #1 SUN DEVILS 8 (10)

March 23, 2003 at Packard Stadium

	1	2	3	4	5	6	7	8	9	10	R	H	E
STAN	2	3	0	1	0	0	2	0	0	1	-	9	13 1
ASU	0	0	0	1	0	0	0	4	3	0	-	8	14 3

W: O'Hagan (2-1); L: Schroyer (4-1) S: Quick (2)

HR: Ethier (2), Garabrants (5)

Time: 3:31 Attendance: 3,483 Record: 32-4

HIGHLIGHTS: Arizona State rallied from an 8-1 deficit after seven innings to tie the game by scoring seven runs in the eighth and ninth innings. After scoring four in the eighth, Andre Ethier hit a three-run home run with two outs in the bottom of the ninth to push the game into extra innings for the second straight day. After Stanford scored a run on a Sam Fuld single in the top of the 10th, ASU loaded the bases with one out and could not push home the tying or winning runs. Dennis Wyrick, Dustin Pedroia, Jeremy West and Ethier each recorded three hits in the loss to fall to 32-4 overall and 1-1 in Pac-10 play.



Sun Devil Baseball 2003

Game-by-Game Capsules:

GAME 37

#7 Stanford 4, #2 SUN DEVILS 3

March 24, 2003 at Packard Stadium

	1	2	3	4	5	6	7	8	9	R	H	E
STAN	0	0	1	0	0	1	2	0	-	4	13	0
ASU	0	0	0	1	1	0	0	0	-	2	5	1

W: Romanczuk (6-0); L: Sopko (3-2); S: None

HR: None

Time: 2:43 Attendance: 3,397 Record: 32-5

HIGHLIGHTS: Stanford senior catcher Ryan Garko went 4-for-4 including a two-run home run to break a 2-2 tie in the top of the eighth inning. The home run sparked the No. 7 Cardinal to a 4-2 victory over the No. 2 Arizona State Sun Devils. Cardinal freshman starter Mark Romanczuk threw a complete-game five hitter limiting the Sun Devils to a season low in hits. Sam Fuld was also 4-for-5 with a pair of triples to lead Stanford to the 2-1 series win. ASU starter Ben Thurmond had a solid outing in his longest start of the year (6.2 IP) and stuck out five. Limited to only five hits, no player had more than one and Dustin Pedroia tabbed his 23rd double of the year. ASU finished its eight game stretch in 11 days by going 4-4 after starting the year 28-1.

GAME 38

#2 SUN DEVILS 11, USC 4

March 28, 2003 at Dedeaux Field

	1	2	3	4	5	6	7	8	9	R	H	E
ASU	0	2	0	3	2	3	1	0	0	-	11	17
USC	0	2	1	0	1	0	0	0	0	-	4	9

W: Bordes (1-0); L: Paschal (2-4); S: None

HR: None

Time: 4:00 Attendance: 600 Record: 33-5

HIGHLIGHTS: Arizona State ended its brief two-game losing streak by pounding out 17 hits en route to a 11-4 series opening win over USC at Dedeaux Field. Despite leaving a season-high 17 runners on base, the Sun Devils easily handled the Trojans to improve to 33-5 overall. Dennis Wyrick ended an 0-for-16 slump against USC by going 3-for-6 and tied a career high with three RBI. Dustin Pedroia, Jeff Larish, Andre Ethier, Frank Mesa, Travis Buck and Tuffy Gosewisch also each recorded two hits in the victory. Starting pitcher Beau Vaughan took the no decision giving up eight hits and four runs in 4.2 innings before freshman lefty Brett Bordes inherited a bases loaded jam and did not give up a run to pick up his first collegiate victory. Sun Devils batters totaled 14 walks in the win.

GAME 39

USC 6, #3 SUN DEVILS 5

March 29, 2003 at Dedeaux Field

	1	2	3	4	5	6	7	8	9	R	H	E
ASU	0	1	0	2	0	0	2	0	0	-	5	10
USC	1	0	0	0	1	3	0	0	1	-	6	11

W: Dizard (3-2); L: Schroyer (4-2); S: None

HR: Moon (3), S. Gordon (1)

Time: 3:21 Attendance: 890 Record: 33-6

HIGHLIGHTS: USC second baseman Jon Brewster hit a bases loaded single with two outs and the bases loaded in the bottom of the ninth inning to give USC an upset 6-5 victory over the Sun Devils. ASU left 12 runners on base in the game and stranded the bases loaded in the seventh and eighth innings when the game was tied at 5-5. Junior closer Ryan Schroyer took the loss giving up three hits and one run in two and a third innings of work. Dustin Pedroia and Travis Buck each recorded three hits in the loss.

GAME 40

#3 SUN DEVILS 7, USC 5

March 30, 2003 at Dedeaux Field

	1	2	3	4	5	6	7	8	9	R	H	E
ASU	0	0	0	0	1	2	0	2	2	-	7	14
USC	0	0	0	0	1	1	1	1	1	-	5	12

W: Arguello (1-0); L: Butler (0-3); S: Schroyer (7)

HR: Larish (12), Guerrero (2), Lunetta (5), Bonovich (2)

Time: 3:43 Attendance: 1,157 Record: 34-6

HIGHLIGHTS: ASU scored four runs in the last two innings and held off a furious ninth inning rally to defeat the USC Trojans 7-5 to win the Pac-10 series two games to one. Ryan Schroyer picked up his seventh save of the year and Carlos Arguello recorded the win. Schroyer also singled in his first at-bat as a Sun Devil and scored a run in the ninth innings. Jeff Larish and Mike Guerrero hit back-to-back home runs in the sixth inning.

GAME 41

New Mexico 11, #3/7 SUN DEVILS 7

April 2, 2003 at Packard Stadium

	1	2	3	4	5	6	7	8	9	R	H	E
UNM	4	0	1	4	0	0	0	0	2	-	11	12
ASU	2	0	1	2	0	0	2	0	0	-	7	8

W: Soto (3-0); L: Vaughan (5-2); S: Salas (1)

HR: Larish (13), Pedroia (3), Salas (10)

Time: 3:08 Attendance: 1,919 Record: 34-7

HIGHLIGHTS: Arizona State gave up four runs in the first inning and couldn't recover as the visiting New Mexico Lobos upset Arizona State 11-7 at Packard Stadium. Designated hitter Joe Salas went 2-for-5 with three RBI and also pitched two scoreless innings to record his first save of the year. Dustin Pedroia and Jeff Larish each hit home runs for Arizona State.

GAME 42

#4 SUN DEVILS 10, Grand Canyon 2

April 7, 2003 at Packard Stadium

	1	2	3	4	5	6	7	8	9	R	H	E
GCU	0	1	0	0	0	0	0	0	1	-	2	5
ASU	1	5	0	0	0	0	4	0	x	-	10	16

W: McClellan (5-0); L: Newark (0-3); S: None

HR: Garraabrants (6), Kaats (8)

Time: 3:01 Attendance: 2,020 Record: 35-7

HIGHLIGHTS: Sophomore catcher Tuffy Gosewisch led a 16-hit attack by going 3-for-3 with two RBI as the No. 4 Arizona State Sun Devils handed local rival Grand Canyon a 10-2 defeat in non-conference college baseball action Monday night at Packard Stadium. Celebrating the eighth anniversary of ASU's NCAA record consecutive games scoring streak, the Devils wasted little time scoring in their 475th straight game. A season-high eight pitchers combined to limit the Antelopes to only five hits and two runs. Senior starter Robbie McClellan (Liberal, Kan.) picked up the win to improve to 5-0 behind a stellar five-inning, seven-strikeout performance. Dustin Pedroia went 2-for-5 for his 27th multi-hit game of the year and extended his hitting streak to 12 games. Jeff Larish was also 2-for-5 with one RBI.

GAME 43

#4 SUN DEVILS 11, California 3

April 11, 2003 at Evans Diamond

	1	2	3	4	5	6	7	8	9	R	H	E
ASU	2	1	0	0	7	0	0	0	1	-	11	17
CAL	0	0	0	0	1	1	0	0	1	-	3	11

W: Averill (7-0); L: Brown (2-5); S: None

HR: Allen (5), Bosch (3), Conley (4)

Time: 3:07 Attendance: 409 Record: 36-7

HIGHLIGHTS: Rod Allen hit a pinch-hit grand slam home run as part of a seven-run fourth inning and freshman starter Erik Averill pitched seven strong innings as the No. 4 Arizona State Sun Devils opened a three-game Pac-10 series with an 11-3 win over California. Averill scattered 10 hits and two runs to pick up his Pac-10 leading seventh win of the year. Ryan Bosch had a nice homecoming going 2-for-4 with two runs scored and two RBI, including hitting an opposite field home run as part of the seven-run fourth frame. Five Devils recorded multi-hit games, with sophomore first baseman Jeff Larish and junior right fielder Andre Ethier each tabbing three a piece. Leadoff hitter Dustin Pedroia notched his 28th multi-hit game of the year going 2-for-4.

GAME 44

#4 SUN DEVILS 6, California 0

April 13, 2003 at Evans Diamond (Game 1)

	1	2	3	4	5	6	7	8	9	R	H	E
ASU	0	5	0	0	0	1	0	0	0	-	6	8
CAL	0	0	0	0	0	0	0	0	0	-	0	5

W: Vaughan (6-2); L: Montalbo (3-3); S: None

HR: None

Time: 2:55 Attendance: 267 Record: 37-7

HIGHLIGHTS: Nick Walsh was 3-for-3 and reached base in all five at-bats to help lead the Devils to a 6-0 win in the first game of a doubleheader. Reliever Beau Vaughan threw six scoreless innings to pick up his sixth win of the year. Vaughan and starter Ben Thurmond combined to allow only five hits in the victory.

GAME 45

#4 SUN DEVILS 10, California 1

April 13, 2003 at Evans Diamond (Game 2)

	1	2	3	4	5	6	7	8	9	R	H	E
ASU	0	5	0	2	0	1	2	0	0	-	10	8
CAL	0	0	0	0	0	0	1	0	0	-	1	10

W: Liebeck (7-0); L: Crist (2-2); S: None

HR: None

Time: 2:57 Attendance: 219 Record: 38-7

HIGHLIGHTS: Nick Walsh had three more hits and senior starting pitcher Jared Liebeck gave up four hits in six shutout innings as the Sun Devils completed a series and doubleheader sweep of the California Golden Bears with a 10-1 victory. ASU surpassed its entire win total from 2001 (37-20-1) and 2002 (37-21) by improving to 38-7 and moved into second place in the Pac-10 with a 6-3 record. Liebeck improved to 7-0 on the year scattering four hits in six shutout innings.

GAME 46

UCLA 9, #4 SUN DEVILS 8

April 17, 2003 at Packard Stadium

	1	2	3	4	5	6	7	8	9	R	H	E
UCLA	0	3	2	0	0	2	0	0	2	-	9	11
ASU	4	0	2	0	1	0	0	0	1	-	8	12

W: Beck (1-1); L: Vaughan (6-3); S: None

HR: Whisler (5), McCarthy (6), Gosewisch (1)

Time: 3:02 Attendance: 2,227 Record: 38-8

HIGHLIGHTS: ASU hit into an inning-ending 8-5-4 double play with the bases loaded in the bottom of the eighth inning to keep the game knotted at 7-7. The play proved key as UCLA rallied for two runs in the top of the ninth and held off an ASU rally to gain a 9-8 win in the series opener. Travis Buck hit a fly ball to shallow center field that UCLA's Matt Thayer appeared to make a sliding catch on. But the umpire used a weak signal to say no catch was made and runners were forced out at third and second base to keep the game tied at 7-7. ASU's Beau Vaughan took the loss to fall to 6-3 despite striking out 10 in 5.1 IP. Andre Ethier led the Devils tying a career high with four hits. Tuffy Gosewisch blasted his first career home run with a two-run shot in the sixth.

GAME 47

UCLA 8, #4 SUN DEVILS 7 (13 innings)

April 18, 2003 at Packard Stadium

	1	2	3	4	5	6	7	8	9	10	11	12	13	R	H	E
UCLA	0	0	2	2	0	0	1	0	0	1	0	2	-	8	13	1
ASU	0	0	0	3	1	0	0	1	0	0	1	0	1	-	7	15

W: Silva (5-0); L: Bordes (1-1); S: Johnson (2)

HR: Griffin (7), Susdorf (7), Ethier (3)

Time: 4:25 Attendance: 2,678 Record: 38-9

HIGHLIGHTS: UCLA's Billy Susdorf recorded a two-out, two-strike double to score two runs in the top of the 13th inning to help lift the Bruins to an 8-7 victory over ASU. The Devils tied the game in the eighth on a triple by Nick Walsh and had two chances to win the game before extending into extra innings. Susdorf also had a solo home run in the top of the 11th, but ASU's Andre Ethier drilled a solo homer in the bottom half of the frame to continue the game. The Devils left 17 runners on base in the game to tie a season high and hit into four double plays. Jared Liebeck (3.1 IP, 3 H, 1 R, 6 K's) and Ryan Schroyer (4.2 IP, 3 H, 1 R, 5 K's) were phenomenal out of the bullpen to keep ASU in the game. Frank Mesa (3x4) and Mike Guerrero (3x7) led the Sun Devils at the plate. Dustin Pedroia drilled his 28th double.

GAME 48

#4 SUN DEVILS 17, UCLA 1

April 19, 2003 at Packard Stadium

	1	2	3	4	5	6	7	8	9	R	H	E
UCLA	0	0	0	0	0	1	0	0	0	-	1	5
ASU	3	1	4	0	1	0	4	4	x	-	17	21

W: Thurmond (4-0); L: Janssen (3-5); S: None

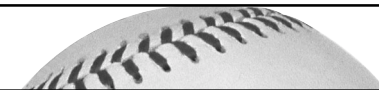
HR: Griffin (8), Larish (14), Ethier (4), Buck (3)

Time: 2:46 Attendance: 2,699 Record: 39-9

HIGHLIGHTS: The Sun Devils salvaged the series by taking the final 17-1 and recording 20 or more hits for the second time in 2003. Ben Thurmond gave up one run in seven innings and Dustin Pedroia and Jeremy West each recorded four hits. Andre Ethier, Travis Buck and Jeff Larish each hit home runs. Larish set the ASU single-season record with his fourth grand slam.



Sun Devil Baseball 2003 -- Career/Season Statistics



Player	SEASON													CAREER												
	AVG	GP-GS	AB	R	H	2B	3B	HR	RBI	BB	HBP	SO	SB-ATT	AVG	GP-GS	AB	R	H	2B	3B	HR	RBI	BB	HBP	SO	SB-ATT
2 Dustin Pedroia....	.413	48-48	206	53	85	28	1	3	38	25	4	12	2-4	.378	106-106	442	104	167	41	3	4	83	49	9	31	7-13
30 Mike Guerrero....	.389	35-11	72	18	28	12	2	2	21	6	2	11	0-0	.389	35-11	72	18	28	12	2	2	21	6	2	11	0-0
32 Frank Mesa.....	.387	37-23	93	29	36	6	0	1	17	19	2	10	2-2	.387	37-23	93	29	36	6	0	1	17	19	2	10	2-2
4 Travis Buck.....	.371	47-46	170	47	63	11	3	3	37	23	8	20	8-10	.371	47-46	170	47	63	11	3	3	37	23	8	20	8-10
11 Jeff Larish.....	.367	45-44	158	60	58	11	2	14	72	57	4	31	2-2	.350	79-77	286	91	100	15	5	17	96	86	4	50	2-3
5 Dennis Wyrick....	.349	40-26	126	27	44	5	1	1	24	9	6	18	5-6	.338	170-147	532	111	180	19	3	1	90	56	14	90	16-21
14 Andre Ethier.....	.348	48-47	178	47	62	9	1	4	41	35	9	19	4-5	.356	96-95	360	85	128	23	4	8	91	67	12	39	5-9
20 Nick Walsh.....	.344	37-10	61	17	21	3	1	0	11	14	5	6	1-2	.273	122-45	216	62	59	8	1	1	35	65	17	27	7-12
39 Tuffy Gosewisch..	.341	39-25	85	26	29	4	0	1	24	11	3	11	1-1	.274	69-37	124	32	34	4	0	1	26	15	3	23	1-1
9 Steve Garraabrants	.338	45-41	151	39	51	14	2	6	44	18	2	26	17-21	.329	144-125	493	125	162	34	14	8	100	74	12	94	49-68
19 Joel Bocchi.....	.338	35-22	77	16	26	7	0	2	20	10	3	20	1-1	.305	52-30	105	19	32	8	1	2	23	16	4	25	1-1
8 Jeremy West.....	.333	43-35	117	41	39	5	0	9	35	31	11	21	2-4	.335	148-126	465	130	156	31	8	28	140	81	25	75	4-7
10 Rod Allen.....	.299	41-27	107	28	32	3	1	5	36	12	4	12	2-4	.323	148-122	496	115	160	32	4	17	139	43	22	68	22-31
31 Ryan Bosch.....	.202	43-26	99	23	20	2	0	3	22	13	1	32	4-6	.202	43-26	99	23	20	2	0	3	22	13	1	32	4-6
12 Ryan Schroyer....	1.000	1-0	1	1	1	0	0	0	0	0	0	0	0-0	1.000	60-11	1	1	1	0	0	0	0	0	0	0	0-0
16 Nick Cadena.....	.429	5-0	7	2	3	1	0	0	1	2	0	1	0-0	.253	43-19	99	16	25	3	0	6	29	8	1	24	1-1
27 Bryce Kartler....	.062	17-2	16	4	1	0	0	0	0	9	0	8	1-1	.211	95-19	38	8	8	3	0	0	9	18	3	14	1-1
60 Garrett Schoenber	.000	3-0	2	0	0	0	0	0	0	0	0	1	0-0	.167	7-0	6	0	1	0	0	0	0	0	0	2	0-0
59 Aaron Klusman....	.000	2-0	1	0	0	0	0	0	0	0	1	1	0-0	.000	42-0	1	0	0	0	0	0	0	0	1	1	0-0
40 Ben Thurmond....	.000	1-0	1	0	0	0	0	0	0	0	0	0	0-0	.000	13-9	1	0	0	0	0	0	0	0	0	0	0-0
48 Carlos Arguello..	.000	2-0	0	0	0	0	0	0	0	0	0	0	0-0	.000	31-3	0	0	0	0	0	0	0	0	0	0	0-0
26 Beau Vaughan.....	.000	1-0	0	0	0	0	0	0	0	1	0	0	0-0	.000	20-4	0	0	0	0	0	0	0	1	0	0	0-0


Totals.....	.347	48-48	1728	478	599	121	14	54	443	295	65	260	52-69
Opponents.....	.256	48-48	1624	192	415	73	13	29	181	159	47	393	35-56

(All games Sorted by Earned run avg)

Player	ERA	W-L	APP	GS	CG	SHO/CBO	SV	IP	H	R	ER	BB	SO	ERA	W-L	APP	GS	CG	SHO/CBO	SV	IP	H	R	ER	BB	SO	
12 Ryan Schroyer....	1.10	4-2	22	0	0	0/0	7	32.2	29	5	4	10	34	3.18	10-5	60	11	0	0/2	15	121.2	107	46	43	67	138	
47 Jered Liebeck....	2.55	7-0	13	11	1	1/1	0	60.0	62	20	17	16	42	4.07	12-4	44	26	1	1/1	1	143.2	165	76	65	45	102	
40 Ben Thurmond.....	2.68	4-0	13	9	0	0/2	0	50.1	48	18	15	14	44	2.68	4-0	13	9	0	0/2	0	50.1	48	18	15	14	44	
41 Mark Sopko.....	2.74	3-2	18	6	0	0/3	0	42.2	44	14	13	10	35	3.99	5-4	43	6	0	0/3	1	76.2	77	39	34	27	61	
45 Erik Averill.....	3.36	7-0	14	11	0	0/1	0	61.2	61	29	23	13	40	3.36	7-0	14	11	0	0/1	0	61.2	61	29	23	13	40	
49 Brett Bordes.....	4.05	1-1	20	0	0	0/1	0	20.0	17	9	9	18	20	4.05	1-1	20	0	0	0/1	0	20.0	17	9	9	18	20	
15 Robbie McClellan.	4.17	5-0	18	4	0	0/1	0	41.0	40	20	19	28	46	4.57	12-6	39	18	2	1/1	1	138.0	134	79	70	79	137	
26 Beau Vaughan.....	4.71	6-3	19	4	0	0/2	0	63.0	60	42	33	20	75	4.71	6-3	19	4	0	0/2	0	63.0	60	42	33	20	75	
<hr/>																											
38 Josh Perrault....	0.00	0-0	2	0	0	0/0	0	2.0	0	0	0	1	3	5.84	0-0	11	2	0	0/1	0	12.1	20	9	8	4	11	
31 Ryan Bosch.....	0.00	0-0	2	0	0	0/0	0	1.0	4	1	0	1	1	0.00	0-0	2	0	0	0/0	0	1.0	4	1	0	1	1	
22 Matt Leaf.....	2.70	0-0	6	1	0	0/1	0	6.2	5	2	2	3	4	2.70	0-0	6	1	0	0/1	0	6.2	5	2	2	3	4	
3 Javy Lopez.....	3.09	1-0	11	0	0	0/1	0	11.2	14	4	4	2	6	3.09	1-0	11	0	0	0/1	0	11.2	14	4	4	2	6	
48 Carlos Arquello..	5.28	1-0	15	0	0	0/2	0	15.1	14	12	9	8	15	2.91	6-1	29	3	1	0/2	0	55.2	52	22	18	17	45	
55 Chris Beatty.....	7.11	0-1	8	1	0	0/1	0	6.1	7	5	5	5	8	7.11	0-1	8	1	0	0/1	0	6.1	7	5	5	5	8	
27 Bryce Kartler....	8.03	0-0	17	1	0	0/0	0	12.1	10	11	11	10	20	5.94	4-5	67	14	0	0/0	5	130.1	134	102	86	82	136	
<hr/>																											
Totals.....	3.44	39-9	48	48	1	6/5	7	426.2	415	192	163	159	393														
Opponents.....	8.73	9-39	48	48	1	0/0	4	403.0	599	478	391	295	260														



Sun Devil Baseball 2003



Last Time it Happened in Sun Devil Baseball...

(Through 48 Games of 2003)

Hitting Categories:

A SUN DEVIL HIT A GRAND SLAM: Jeff Larish, April 19, 2003 vs. UCLA (8th inning at Packard Stadium)
HIT A GAME-WINNING HOME RUN: Rod Alen, Feb. 2, 2002, vs. Oral Roberts (8th inning at Hohokam Park)
A SUN DEVIL LED OFF A GAME WITH A HR: Steve Garrabrants, Feb. 9, 2002 vs. Tennessee (first pitch of game)
A SUN DEVIL HIT FOR THE CYCLE: Travis Buck, March 7, 2003 vs. Southern Utah (19-0 win)
THE DEVILS HIT FOR THE CYCLE TO OPEN A GAME: Feb. 9, 2002 vs. Tennessee in first inning (HR/2B/1B/3B)
THE DEVILS HIT BACK-TO-BACK HOME RUNS: Jeff Larish and Mike Guerrero, March 30, 2003 at USC (6th Inning)
A SUN DEVIL HIT TWO HOME RUNS IN ONE GAME: Jeremy West, Feb. 21, 2003 vs. Notre Dame
A SUN DEVIL HIT THREE HOME RUNS IN A GAME: Jim Austin, March 12, 1991, vs. Grand Canyon
A SUN DEVIL HAD 5 HITS IN A GAME: Travis Buck, March 7, 2003 vs. Southern Utah (19-0 win, hits for cycle)
A SUN DEVIL HAD 6 HITS IN A GAME: Mark Ernster, Feb. 20, 1999, vs. Brigham Young (Packard Stadium)
A SUN DEVIL HAD 7 HITS IN A GAME: Jerry Mantlo, Feb. 6, 1972, vs. Michigan
A SUN DEVIL HAD 3 DOUBLES IN A GAME: Mike Guerrero, Mar. 15, 2003 vs. Oklahoma (10-3 win)
A SUN DEVIL HIT 2 TRIPLES IN A GAME: Mel Stocker, May 13, 2000, vs. Washington (Packard Stadium)
A SUN DEVIL HAD 7 RBI IN A GAME: Travis Buck, March 7, 2003 vs. Southern Utah (19-0 win, hits for cycle)
A SUN DEVIL HAD 8 RBI IN A GAME: Jeremy West, May 15, 2002 vs. Portland (Hohokam Park)
A SUN DEVIL HAD 9 RBI IN A GAME: Jeff Larish, January 26, 2003 vs. San Diego State (2-run 1B, 2-run HR, Grand Slam)
A SUN DEVIL STOLE 4 BASES IN A GAME: Mel Stocker, Feb. 1, 2001, vs. Southern Utah (Packard Stadium)
A SUN DEVIL STRAIGHT STEAL OF HOME: Dustin Pedroia, Feb. 3, 2002 vs. Southern Utah (Hohokam Park, 3rd inning)
A SUN DEVIL STRUCK OUT FOUR OR MORE TIMES IN A GAME: Casey Myers, April 29, 2000, at USC (Deadeaux Field)
A SUN DEVIL WALKED FOUR TIMES IN A GAME: Jeremy West, March 15, 2003 vs. Oklahoma (3 intentional)
A SUN DEVIL HITTER STRANDED SIX RUNNERS ON BASE: Andre Ethier (6), February 17, 2003 vs. Gonzaga
A SUN DEVIL RECORDED 13 TOTAL BASES: Mitch Jones, Feb. 27, 2000, vs. Southern Utah (2 HR, 2 2B, 1B)
A SUN DEVIL HAD TWO SAC BUNTS IN A GAME: Mike Lopez, May 12, 2001 at Washington (11-6 win in 10 innings)
A SUN DEVIL SCORED FIVE RUNS IN A GAME: Andre Ethier, April 7, 2002, at Washington State (Bailey-Brayton Field)
THE SUN DEVILS LEFT 13 OR MORE RUNNERS ON BASE: UCLA (17) -- 8-7 loss in 13 innings at Packard Stadium.
A SUN DEVIL WAS HIT BY PITCHES TWO OR MORE TIMES: Rod Allen (2), March 16, 2003 vs. Oklahoma
AN OPPONENT HIT TWO HOME RUNS IN ONE GAME: Chad Diaz (New Mexico State), April 17, 2001 at NMSU

Pitching Categories:

A SUN DEVIL PITCHER THREW A NO-HITTER: Kevin Rawitzer, March 2, 1993, vs. Southern Utah (ASU 7, SUU 0)
A SUN DEVIL PITCHER THREW A PERFECT GAME: Eddie Bane, March 2, 1973, vs. Cal State Northridge (ASU 9, CSUN 0)
A SUN DEVIL PITCHER THREW A ONE-HITTER: Drew Friedberg, Jan. 24, 1999, vs. Hawaii-Hilo (ASU 10, Hilo 0)
A SUN DEVIL PITCHER THREW A TWO-HITTER: Will Waldrip, Jan. 23, 1999, vs. Hawaii-Hilo (ASU 3, Hilo 0)
ARIZONA STATE WAS NO-HIT: Phil Keller (Stanford), March 23, 1970 (Stanford 1, ASU 0)
ARIZONA STATE WAS ONE-HIT: Alan Dunn/Tim Meacham (Alabama), June 10, 1983 (Alabama 6, ASU 0)
A SUN DEVIL PITCHER THREW A COMPLETE GAME: Jered Liebeck, Feb. 1, 2003 (3-0 win at LBSU)
A SUN DEVIL PITCHER THREW BACK-TO-BACK COMPLETE GAMES: Robbie McClellan (3/2, 3/8, 2002)
AN OPPOSING PITCHER THREW A COMPLETE GAME: Mark Romanczuk (Stanford), March 24, 2003 (4-2 Stanford Win)
THE SUN DEVILS SHUT OUT AN OPPONENT (1 OR MORE PITCHERS): California, April 13, 2003 (Thurmond, Vaughan)
THE SUN DEVILS WERE SHUT OUT: USC (Randy Flores), April 7, 1995 (USC 9, ASU 0) -- 481 Games (*NCAA Record*)
A SUN DEVIL STRUCK OUT 10 OR MORE BATTERS IN A GAME: Mike Esposito (11), April 30, 2002 vs. New Mexico State
A SUN DEVIL STRUCK OUT 15 OR MORE BATTERS IN A GAME: Mike Esposito (17), March 29, 2002 vs. UW
AN OPPONENT PITCHER STRUCK OUT 10 OR MORE SUN DEVILS: Rik Currier, USC, (11), April 28, 2000
THE SUN DEVIL PITCHING STAFF DID NOT WALK A BATTER: Grand Canyon, April 7, 2003 at Packard Stadium
A SUN DEVIL PITCHER RECORDED 10 WINS IN A SEASON: Andy Torres, 2001-present (10-3)
A SUN DEVIL PITCHER HIT THREE BATTERS IN A GAME: Erik Averill (4), March 29, 2003 at USC (Dedeaux Field)

Fielding Categories:

THE SUN DEVILS HAD NO ERRORS IN A GAME: April 19, 2003 vs. UCLA (17-1 win at Packard Stadium) -- 17 times in '03
THE SUN DEVILS COMMITTED FIVE ERRORS IN A GAME: April 17, 2001 at New Mexico State (19-16 loss)
A SUN DEVIL COMMITTED THREE OR MORE ERRORS IN A GAME: Joel Bocchi, Mar. 29, 2002 vs. Washington (3)
A SUN DEVIL HAD 15 OR MORE PUTOUTS IN A GAME: Jeremy West, Apr. 12, 2002 at UCLA (Jackie Robinson Stadium)
A SUN DEVIL HAD 20 OR MORE PUTOUTS IN A GAME: Jeff Phelps (21), March 6, 1999, vs. Stanford
A SUN DEVIL HAD EIGHT OR MORE ASSISTS IN A GAME: Dennis Wyrick (SS), Feb. 6, 2000, vs. Florida State
THE SUN DEVILS TURNED FIVE DOUBLE PLAYS IN A GAME: May 7, 1999, vs. Washington (Husky Ballpark)

Scoring and Misc. Categories:

THE SUN DEVILS RECORDED 20 OR MORE HITS: 21, April 19, 2003 vs. UCLA (17-1 win at Packard Stadium)
THE SUN DEVILS SCORED 20 OR MORE RUNS: 24, January 26, 2003 vs. San Diego State (24-9 win at Packard Stadium)
THE SUN DEVILS SCORED 30 OR MORE RUNS: 32, March 4, 2000, vs. Arizona (Packard Stadium)
THE SUN DEVILS SCORED 10 OR MORE RUNS IN AN INNING: Portland, May 14, 2002 (14-2 win in 7 innings)
ASU SWEEP A THREE-GAME PAC-10 SERIES: California; April 11-13, 2003 at Evans Diamond (11-3, 6-0, 10-1)
ASU WAS SWEEP IN A PAC-10 SERIES: at UCLA, April 16-18, 1999 (11-10 L, 9-3 L, 8-6 L)
ASU WAS SWEEP IN A PAC-10 SERIES AT HOME: vs. USC, March 27-29, 1997 at Packard Stadium (12-7 L, 15-4 L, 11-7 L)
THE SUN DEVILS PLAYED BACK-TO-BACK EXTRA-INNING GAMES: March 22-23 vs. Stanford at Packard Stadium

